

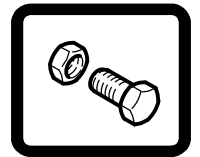


5700

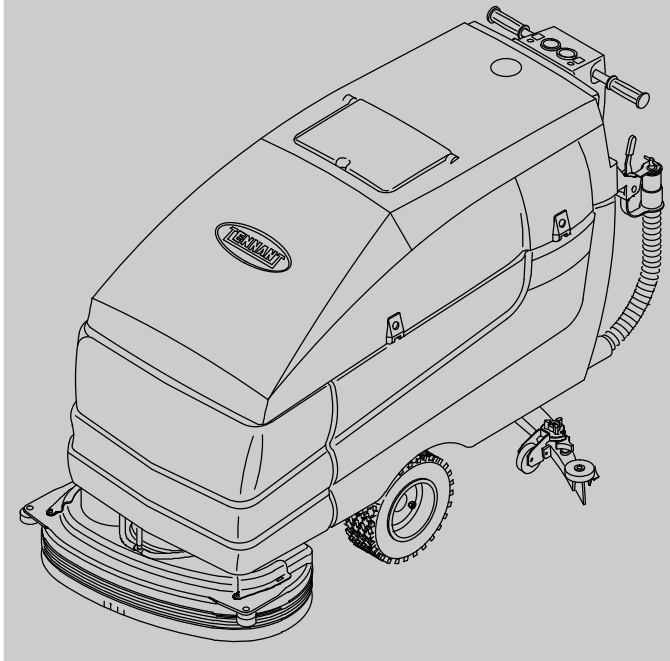
(Electric)

Walk-Behind Scrubber

Parts Manual



(S/N 1000000-)



FaST
Foam Scrubbing Technology

The Safe Scrubbing Alternative[®]

eC H₂O[™]
ELECTRICALLY CONVERTED WATER


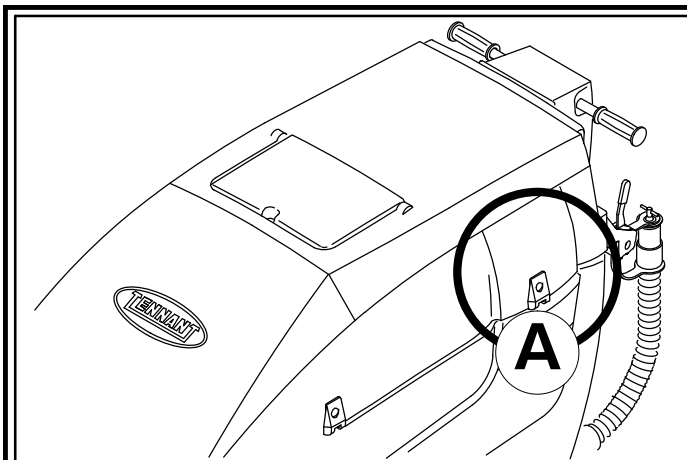
ES[®] Extended Scrub System

North America / International

www.tennantco.com

331532
Rev. 05 (12-2010)





Ref	Part No.	Serial Number	Description	Qty.
1	82681	(10000000—)	Bracket Wldt, Lpg Mount	1
2	63810	(10000000—)	Latch Assy, Lpg Tank Mtg, W/Nut	4
3	51839	(10000000—)	Nut Adjustable, Lpg Tank Mtg	2
4	49263	(10000000—)	Tie, Cable	3
5	82556	(10000000—10001039)	Bracket, Vaporizer	1
6	54930	(10000000—)	Vaporizer, LPG	1

HOW TO ORDER PARTS – See diagram above

Only use TENNANT Company supplied or equivalent parts. Parts and supplies may be ordered online, by phone, by fax or by mail.

Follow the steps below to ensure prompt delivery.

1. (A) Identify the machine model.
2. (B) Identify the machine serial number from the data plate.
3. (C) Ensure the proper serial number is used from the parts list.
4. Identify the part number and quantity. Do not order by page or reference numbers.
5. Provide your name, company name, customer ID number, billing and shipping address, phone number and purchase order number.
6. Provide detail shipping instructions.

- (D) ▽ – Identifies an assembly
 ▲ – Identifies parts included in assembly

Please fill out at time of installation for future reference.

Model No. – _____

Serial No. – _____

Machine Options – _____

Sales Rep. – _____

Sales Rep. phone no. – _____

Customer ID Number – _____

Installation Date – _____

Tennant Company

PO Box 1452
 Minneapolis, MN 55440
 Phone: (800) 553-8033 or (763) 513-2850
 www.tennantco.com

Specifications and parts are subject to change without notice.

Copyright © 2006-2010 TENNANT Company, Printed in U.S.A.

GENERAL RECOMMENDED MAINTENANCE

General Recommended Maintenance Items

	Part No.	Serial Number	Description	Qty.
	222381	(10000000-) Blade, Sqge, Front, 38.97l Rbr [700mm]	1
	222382	(10000000-) Blade, Sqge, Rear, 40.93l Linatex[700mm]	1
▽	222422	(10000000-) Blade Kit, Sqge, Rbr [700]	1
▲	222385	(10000000-) Blade, Sqge, Tile, 38.97l [Linard, 28"]	1
▲	222387	(10000000-) Blade, Sqge, Rear, 40.93l Gum [28"]	1
▽	222428	(10000000-) Sqge Kit, Oil Res Ure [700]	1
▲	222391	(10000000-) Blade, Sqge, Front, 38.97l [700mm]	1
▲	222389	(10000000-) Blade, Sqge, Rear, 40.93l Pyu [28"]	1
	222241	(10000000-) Blade, Sqge, Front, 43.66l Rbr [800mm]	1
	222242	(10000000-) Blade, Sqge, Rear, 45.65l Linatex [32"]	1
▽	222423	(10000000-) Blade Kit, Sqge, Rbr [800]	1
▲	222384	(10000000-) Blade, Sqge, Tile, 43.66l [Linard, 32"]	1
▲	222386	(10000000-) Blade, Sqge, Rear, 45.65l Gum [32"]	1
▽	222429	(10000000-) Blade Kit, Sqge, Pyu [800]	1
▲	222392	(10000000-) Blade, Sqge, Front, 43.66l Pyu [32"]	1
▲	222388	(10000000-) Blade, Sqge, Rear, 45.65l Pyu [32"]	1
	222413	(10000000-) Blade, Sqge, Front, 47.41l Rbr [900mm]	1
	222415	(10000000-) Blade, Sqge, Rear, 49.37l Linatex[900mm]	1
▽	222424	(10000000-) Blade Kit, Sqge, Rbr [900]	1
▲	222414	(10000000-) Blade, Sqge, Tile, 47.41l [Linard, 36"]	1
▲	222416	(10000000-) Blade, Sqge, Rear, 49.37l Gum [36"]	1
▽	222433	(10000000-) Sqge Kit, Ure [900mm]	1
▲	222434	(10000000-) Blade, Sqge, Front, 47.41l Ure, 5sl[36"]	1
▲	222435	(10000000-) Blade, Sqge, Rear, 49.37l Ure [36"]	1
	222066	(10000000-) Wheel, 3.0 Dia	4
	82138	(10000000-) Nut Speed,Retainer, .25-20 Thd	2
	222178	(10000000-) Roller, Bumper	2
	222403	(10000000-) Wheel, 2.0 Dia	2
	222430	(10000000-) Skirt Assy, Disk Head, 28"	1
	222431	(10000000-) Skirt Assy, Disk Head, 32"	1
	222432	(10000000-) Skirt, Assy, Disk Head, 36"	1
▽	222711	(10000000-) Replm Kit, Brush Skirts	1
▲	222180	(10000000-) Skirt, Scrub Head	4
	223568	(10000000-) Skirt, Deflector	2
	1017015	(10000000-) Detergent Pkg, 2 Liter, Sgl, 365	-
	1017022	(10000000-) Detergent Pkg, 2 Liter, Sgl, 665	-
	9002021	(10000000-) Detergent, 2 Liter [Fast 965]	-
▽	9004079	(10361713-) Fast Kit, Injector [5680/5700, FaST II+]	1
▲	9004084	(10361713-) FaST Kit, Ci, [Inj Reblid, 5680/5700]	1
▲	9003008	(10361713-) FaST Kit, Ci, Injector Seals [FaST II+]	1
▲	9003009	(10361713-) FaST Kit, Ci, Injector Filters [FaST II+]	1

▽ – Identifies an assembly

▲ – Identifies parts included in assembly

GENERAL RECOMMENDED MAINTENANCE

General Recommended Maintenance Items

	Part No.	Serial Number	Description	Qty.
▽	9006269	(10436743-) Module Kit, Replmt [Ec-H2o]	1
▲▽	9006324	(10436743-) Ec-H2o Kit, Module B, Plumbing	1
▲▲	1050767	(10436743-) Electrode, 5 Plate, High Flow	1
▲▲	1013236	(10403557-) Valve, Shutoff, Ele, 24vdc	1
▲▲	1038159	(10403557-) Electrode, Cylindrical	1
▲▲	1044393	(10403557-) Switch, Rocker, Spst, Mom,	1
▲▲	1049489	(10436743-) Harness, Main,Controlboard[Ec-H2o 5cell]	1
▲	1054779	(10403557-) Grommet, Blind	1
▲	9006159	(10436743-) Controller Kit, Replmt [Ec-H2o]	1

▽ – Identifies an assembly

▲ – Identifies parts included in assembly

SECTION 2

Contents	Page	Contents	Page
Fig. 1 – Brushes, Replacement, Model 700, 700 mm (28 in)	2-2	Fig. 17 – Recovery Tank Group	2-34
Fig. 2 – Brushes, Replacement, Model 800, 800 mm (32 in)	2-4	Fig. 18 – Solution Tank Group	2-36
Fig. 3 – Brushes, Replacement, Model 900, 900 mm (36 in)	2-6	Fig. 19 – Vacuum Fan Group	2-38
Fig. 4 – Main Frame and Drive Group	2-8	Fig. 20 – Solution Control Group	2-40
Fig. 5 – Tire Assembly, Air Filled, Black	2-10	Fig. 21 – Battery Group	2-42
Fig. 6 – Scrub Head Lift Group	2-12	Fig. 22 – Steering Control Group	2-44
Fig. 7 – Scrub Head Kit, Model 700D, 700 mm (28 in)	2-14	Fig. 23 – Operator Console Group	2-46
Fig. 8 – Scrub Head Kit, Model 800D, 800 mm (32 in)	2-16	Fig. 24 – Electrical Panel Group	2-48
Fig. 9 – Scrub Head Kit, Model 900D, 900 mm (36 in)	2-18	Fig. 25 – Squeegee Lift Group	2-50
Fig. 10 – Scrub Head Kit, Model 800D Heavy Duty, 800 mm (32 in)	2-20	Fig. 26 – Squeegee Linkage Group	2-52
Fig. 11 – Scrub Head Drive Group, Model 700C, 700 mm (28 in)	2-22	Fig. 27 – Squeegee Tight-Aisle Group, 550 mm (22 in)	2-54
Fig. 12 – Scrub Head Frame Group, Model 700C, 700 mm (28 in)	2-24	Fig. 28 – Squeegee Group, Model 700, 700 mm (28 in)	2-56
Fig. 13 – Scrub Head Drive Group, Model 800C, 800 mm (32 in)	2-26	Fig. 29 – Squeegee Group, Model 800, 800 mm (32 in)	2-58
Fig. 14 – Scrub Head Frame Group, Model 800C, 800 mm (32 in)	2-28	Fig. 30 – Squeegee Group, Model 900, 900 mm (36 in)	2-60
Fig. 15 – Scrub Head Drive Group, Model 900C, 900 mm (36 in)	2-30	Fig. 31 – Electrical Schematic, Standard & Fast Model	2-62
Fig. 16 – Scrub Head Frame Group, Model 900C, 900 mm (36 in)	2-32	Fig. 32 – Electrical Schematic, ec-H2O Model	2-64
		Fig. 33 – Electrical Wire Harness Group (S/N 10436743–)	2-66
		Fig. 34 – Electrical Wire Harness Group (S/N 10000000–10436742)	2-67
		Fig. 35 – Label Group	2-71

Fig. 1 - Brushes, Replacement, Model 700, 700 mm (28 in)

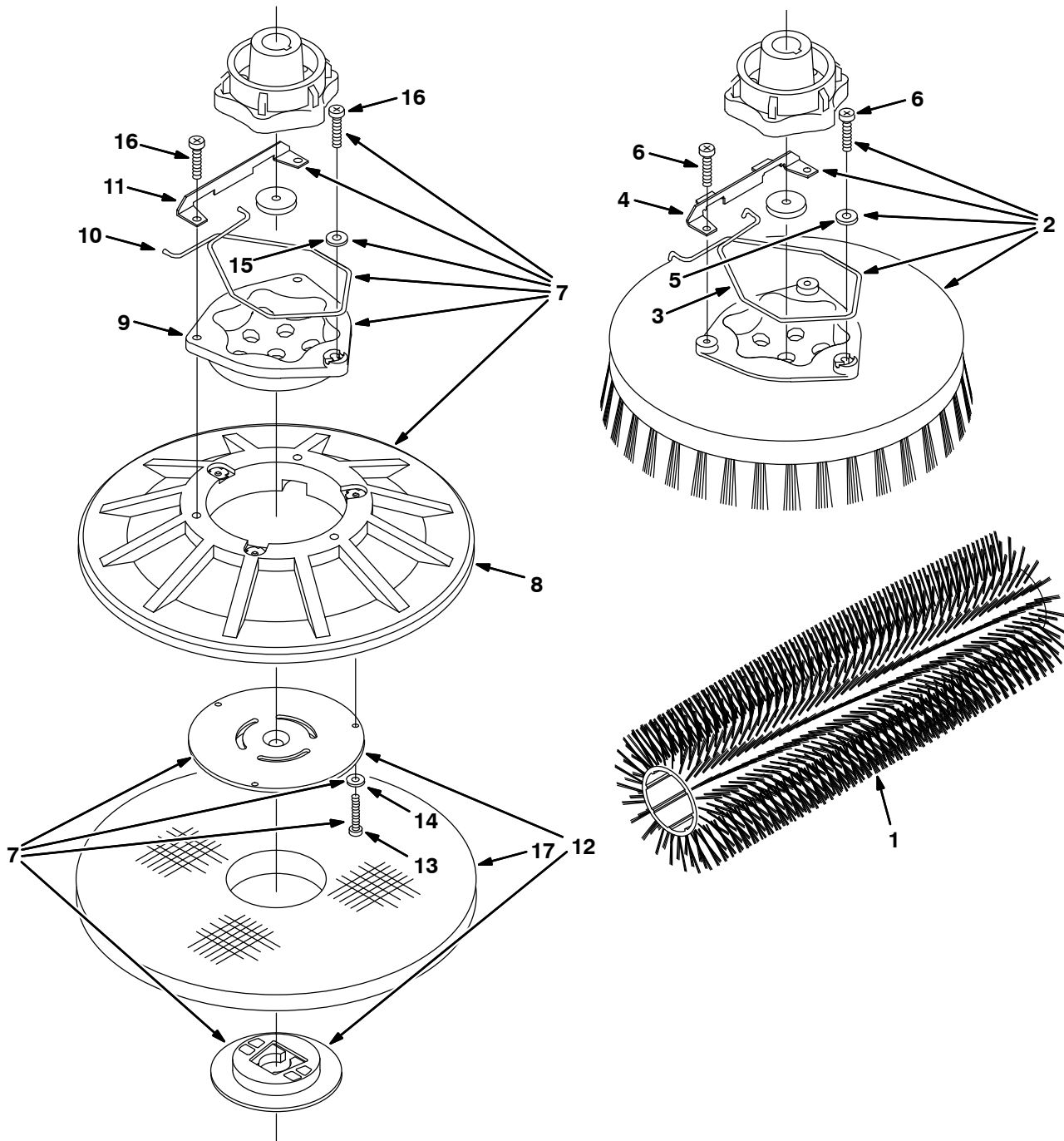


Fig. 1 – Brushes, Replacement, Model 700, 700 mm (28 in)

Ref.	Part No.	Serial Number	Description	Qty.	
1	222304	(10000000–)) Brush–Scr Grout 28”Lg 18Sr Poly	2	
1	374041	(10000000–)) Brush–Scrub 28”Lg 18Sr Poly	2	
1	222305	(10000000–)) Brush–Scrub 28”Lg 18Sr Nylon	2	
1	222306	(10000000–)) Brush–Scrub 28”Lg 18Sr Ab	2	
∇	2	222321	(10000000–)) Brush–Disk Scr 14 D Assy–Nylon	2
▲	3	14838	(10000000–)) Spring, Brush Retaining	1
▲	4	24299	(10000000–)) Bracket, Spring Retainer	1
▲	5	01684	(10000000–)) Washer, Flat, 0.25 Ss	1
▲	6	32746	(10000000–)) Screw, Pan, M6 X 1.0 X 35, Ss	3
∇	2	222320	(10000000–)) Brush–Disk Scr 14 D Assy–Poly	2
▲	3	14838	(10000000–)) Spring, Brush Retaining	1
▲	4	24299	(10000000–)) Bracket, Spring Retainer	1
▲	5	01684	(10000000–)) Washer, Flat, 0.25 Ss	1
▲	6	32746	(10000000–)) Screw, Pan, M6 X 1.0 X 35, Ss	3
∇	2	222322	(10000000–)) Brush–Disk Scr 14 D–Assy–Ab	2
▲	3	14838	(10000000–)) Spring, Brush Retaining	1
▲	4	24299	(10000000–)) Bracket, Spring Retainer	1
▲	5	01684	(10000000–)) Washer, Flat, 0.25 Ss	1
▲	6	32746	(10000000–)) Screw, Pan, M6 X 1.0 X 35, Ss	3
∇	7	397914	(10000000–)) Driver Assy, Pad, 14d	2
▲	8	397974	(10000000–)) Disk, Pad Driver, W/ Face, 14d	1
▲	9	15539	(10000000–)) Adaptor, Brush	1
▲	10	14838	(10000000–)) Spring, Brush Retaining	1
▲	11	24299	(10000000–)) Bracket, Spring Retainer	1
▲	12	370095	(10000000–)) Centering Device, F/Pad Driver	1
▲	13	09198	(10000000–)) Scr Panssm 4X0.7 35	3
▲	14	41579	(10000000–)) Washer, Flat, #8, Ss	3
▲	15	01684	(10000000–)) Washer, Flat, 0.25 Ss	1
▲	16	32746	(10000000–)) Screw, Pan, M6 X 1.0 X 35, Ss	3
	17	222324	(10000000–)) Pad, Polish 14D White	2
	17	222325	(10000000–)) Pad, Buff 14D Red	2
	17	222326	(10000000–)) Pad, Scrub 14D Blue	2
	17	222327	(10000000–)) Pad, Strip 14D Brown	2
	17	370091	(10000000–)) Pad, Strip–Hd 14D Black	2
	17	1051026	(10000000–)) Pad, Surf. Prep 14D Maroon	2

∇ – Identifies an assembly

▲ – Identifies parts included in assembly

Fig. 2 - Brushes, Replacement, Model 800, 800 mm (32 in)

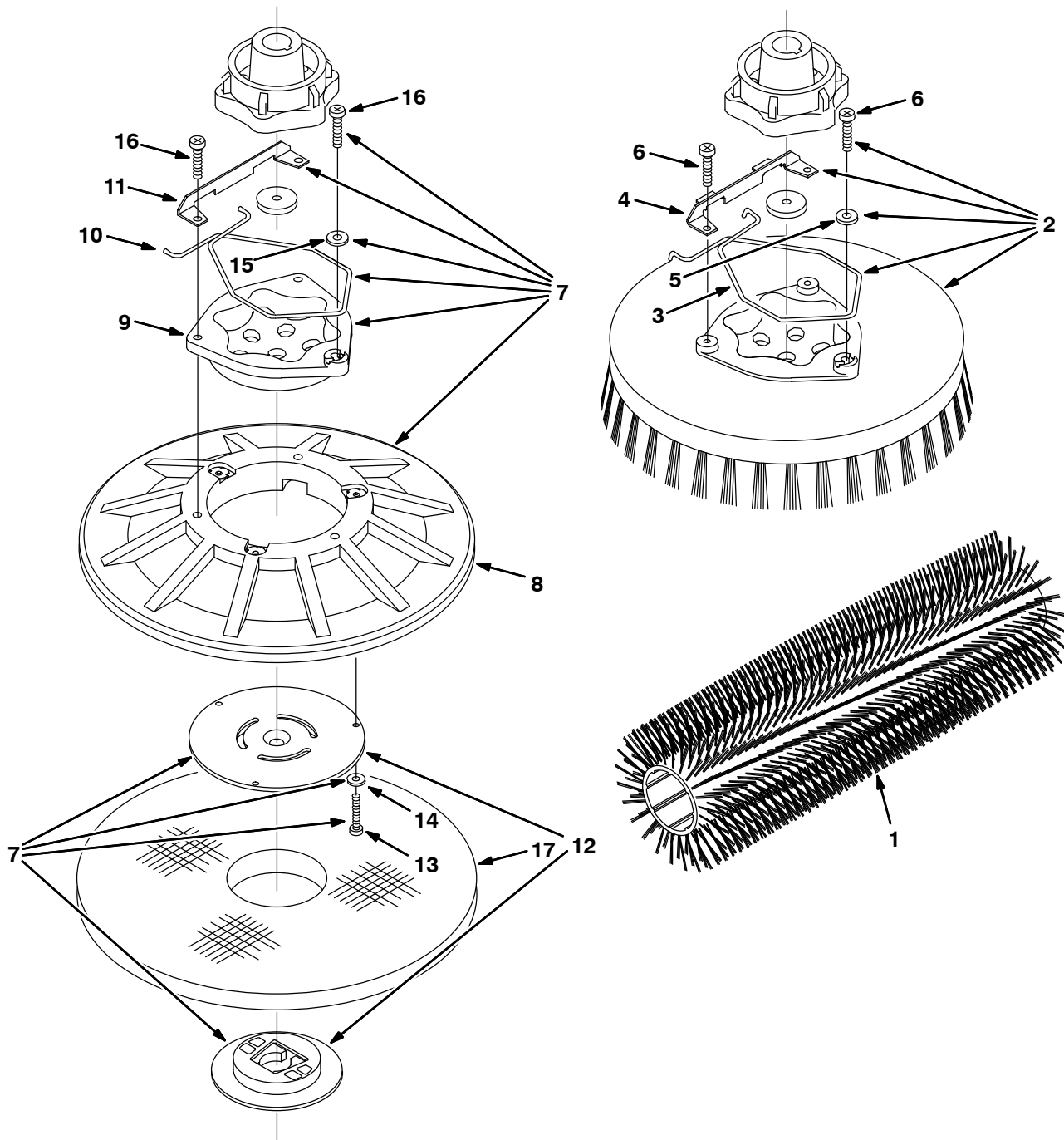


Fig. 2 – Brushes, Replacement, Model 800, 800 mm (32 in)

Ref.	Part No.	Serial Number	Description	Qty.
1	222307	(10000000–)) Brush–Scr Grout 32”Lg 18Sr Poly	2
1	374042	(10000000–)) Brush–Scrub 32”Lg 18Sr Poly	2
1	222308	(10000000–)) Brush–Scrub –32Lg–18Sr–Nyl	2
1	222309	(10000000–)) Brush–Scrub 32”Lg 18Sr Ab	2
∇	2	1042499	(10000000–)) Brush Assy, Disk, Scb, 16.0D, Nyl	2
▲	3	14838	(10000000–)) Spring, Brush Retaining	1
▲	4	24299	(10000000–)) Bracket, Spring Retainer	1
▲	5	01684	(10000000–)) Washer, Flat, 0.25 Ss	1
▲	6	32746	(10000000–)) Screw, Pan, M6 X 1.0 X 35, Ss	3
∇	2	30241	(10000000–)) Brush–Disk Scr 16 D Assy Poly	2
▲	3	14838	(10000000–)) Spring, Brush Retaining	1
▲	4	24299	(10000000–)) Bracket, Spring Retainer	1
▲	5	01684	(10000000–)) Washer, Flat, 0.25 Ss	1
▲	6	32746	(10000000–)) Screw, Pan, M6 X 1.0 X 35, Ss	3
∇	2	1042504	(10000000–)) Brush Assy, Disk, Scb, 16.0D, Sab	2
▲	3	14838	(10000000–)) Spring, Brush Retaining	1
▲	4	24299	(10000000–)) Bracket, Spring Retainer	1
▲	5	01684	(10000000–)) Washer, Flat, 0.25 Ss	1
▲	6	32746	(10000000–)) Screw, Pan, M6 X 1.0 X 35, Ss	3
∇	7	397916	(10000000–)) Driver Assy, Pad, 16d	2
▲	8	397976	(10000000–)) Disk, Pad Driver, W/ Face, 16d	1
▲	9	15539	(10000000–)) Adaptor, Brush	1
▲	10	14838	(10000000)) Spring, Brush Retaining	1
▲	11	24299	(10000000–)) Bracket, Spring Retainer	1
▲	12	370095	(10000000–)) Centering Device, F/Pad Driver	1
▲	13	09198	(10000000–)) Scr Panssm 4X0.7 35	3
▲	14	41579	(10000000–)) Washer, Flat, #8, Ss	3
▲	15	01684	(10000000–)) Washer, Flat, 0.25 Ss	1
▲	16	32746	(10000000–)) Screw, Pan, M6 X 1.0 X 35, Ss	3
	17	63248–1	(10000000–)) Pad, Strip 16D Brown	2
	17	63248–2	(10000000–)) Pad, Scrub 16D Blue	2
	17	63248–3	(10000000–)) Pad, Buff 16D Red	2
	17	63248–4	(10000000–)) Pad, Polish 16D White	2
	17	370092	(10000000–)) Pad, Strip–Hd 16D Black	2
	17	1051027	(10000000–)) Pad, Surf. Prep 16D Maroon	2

∇ – Identifies an assembly

▲ – Identifies parts included in assembly

Fig. 3 - Brushes, Replacement, Model 900, 900 mm (36 in)

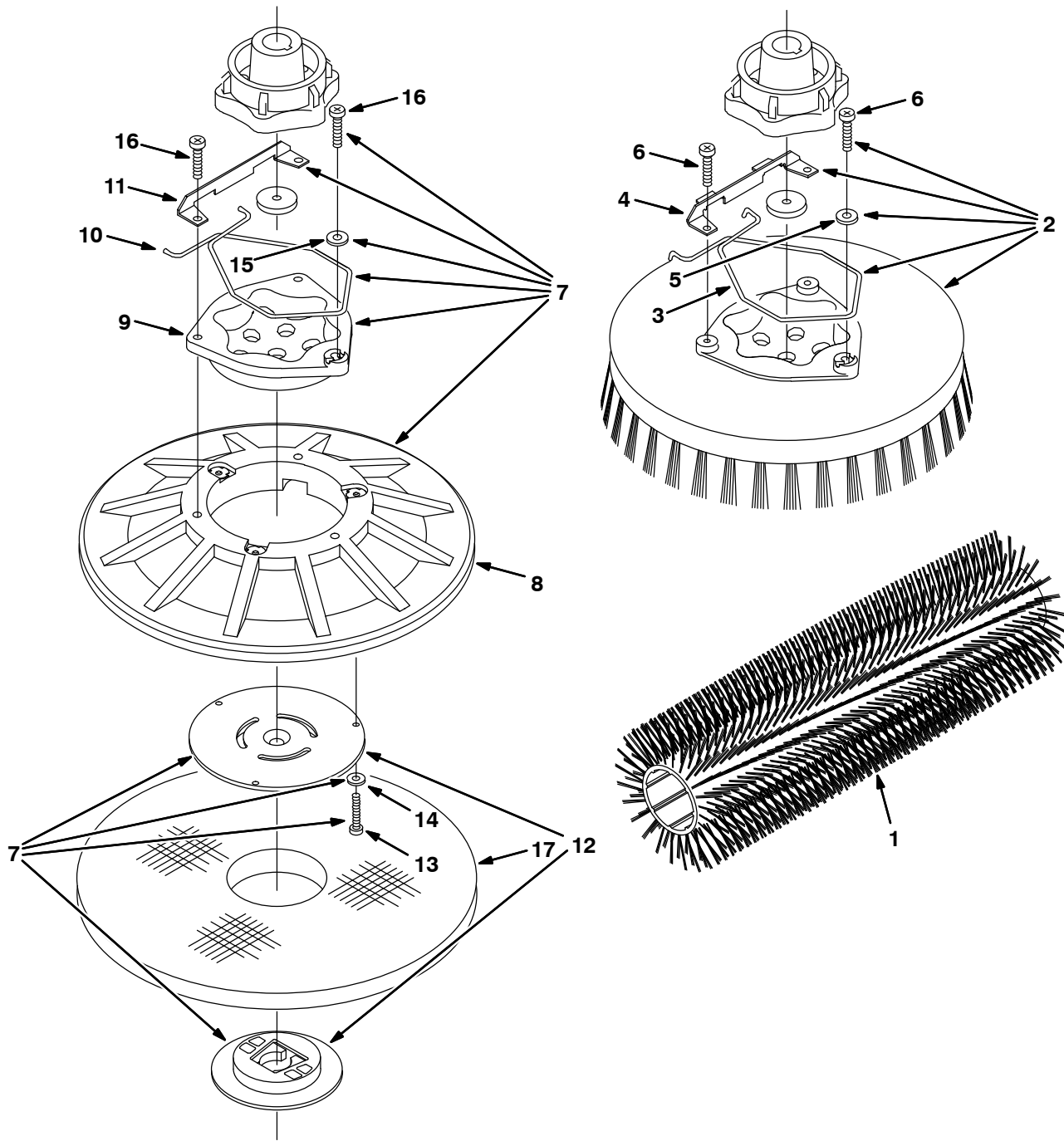


Fig. 3 – Brushes, Replacement, Model 900, 900 mm (36 in)

Ref.	Part No.	Serial Number	Description	Qty.	
1	222310	(10000000–)) Brush–Scr Grout 36”Lg 18Sr Poly	2	
1	374043	(10000000–)) Brush–Scrub 36”Lg 18Sr Poly	2	
1	222311	(10000000–)) Brush–Scrub 36”Lg 18Sr Nylon	2	
1	222312	(10000000–)) Brush–Scrub 36”Lg 18Sr Ab	2	
∇	2	11773	(10000000–)) Brush–Disk Scr 18 D Assy Nylon	2
▲	3	14838	(10000000–)) Spring, Brush Retaining	1
▲	4	24299	(10000000–)) Bracket, Spring Retainer	1
▲	5	01684	(10000000–)) Washer, Flat, 0.25 Ss	1
▲	6	32746	(10000000–)) Screw, Pan, M6 X 1.0 X 35, Ss	3
∇	2	11771	(10000000–)) Brush–Disk Scr–18 D–Assy–Poly	2
▲	3	14838	(10000000–)) Spring, Brush Retaining	1
▲	4	24299	(10000000–)) Bracket, Spring Retainer	1
▲	5	01684	(10000000–)) Washer, Flat, 0.25 Ss	1
▲	6	32746	(10000000–)) Screw, Pan, M6 X 1.0 X 35, Ss	3
∇	2	11772	(10000000–)) Brush–Disk Scr–18 D Assy Ab	2
▲	3	14838	(10000000–)) Spring, Brush Retaining	1
▲	4	24299	(10000000–)) Bracket, Spring Retainer	1
▲	5	01684	(10000000–)) Washer, Flat, 0.25 Ss	1
▲	6	32746	(10000000–)) Screw, Pan, M6 X 1.0 X 35, Ss	3
∇	7	397918	(10000000–)) Driver Assy, Pad, 18d	2
▲	8	397978	(10000000–)) Disk, Pad Driver, W/ Face, 18d	1
▲	9	15539	(10000000–)) Adaptor, Brush	1
▲	10	14838	(10000000–)) Spring, Brush Retaining	1
▲	11	24299	(10000000–)) Bracket, Spring Retainer	1
▲	12	370095	(10000000–)) Centering Device, F/Pad Driver	1
▲	13	09198	(10000000–)) Scr Panssm 4X0.7 35	3
▲	14	41579	(10000000–)) Washer, Flat, #8, Ss	3
▲	15	01684	(10000000–)) Washer, Flat, 0.25 Ss	1
▲	16	32746	(10000000–)) Screw, Pan, M6 X 1.0 X 35, Ss	3
17	11777	(10000000–)) Pad, Strip 18D Brown	2	
17	370093	(10000000–)) Pad, Strip–Hd 18D Black	2	
17	11778	(10000000–)) Pad, Scrub 18D Blue	2	
17	11780	(10000000–)) Pad, Buff 18D Red	2	
17	11781	(10000000–)) Pad, Polish 18D White	2	
17	1051029	(10000000–)) Pad, Surf. Prep 18D Maroon	2	

∇ – Identifies an assembly

▲ – Identifies parts included in assembly

Fig. 4 - Main Frame and Drive Group

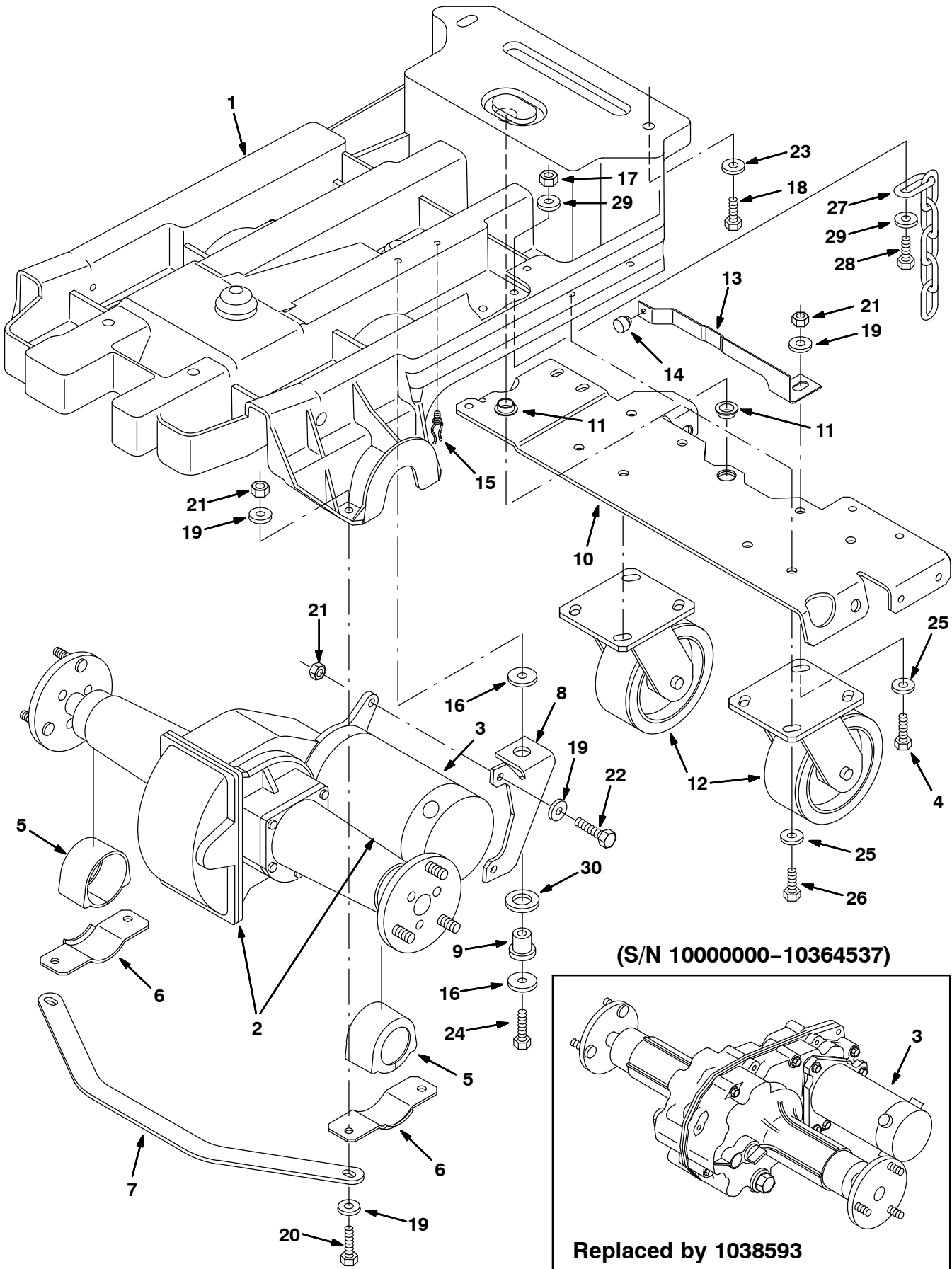


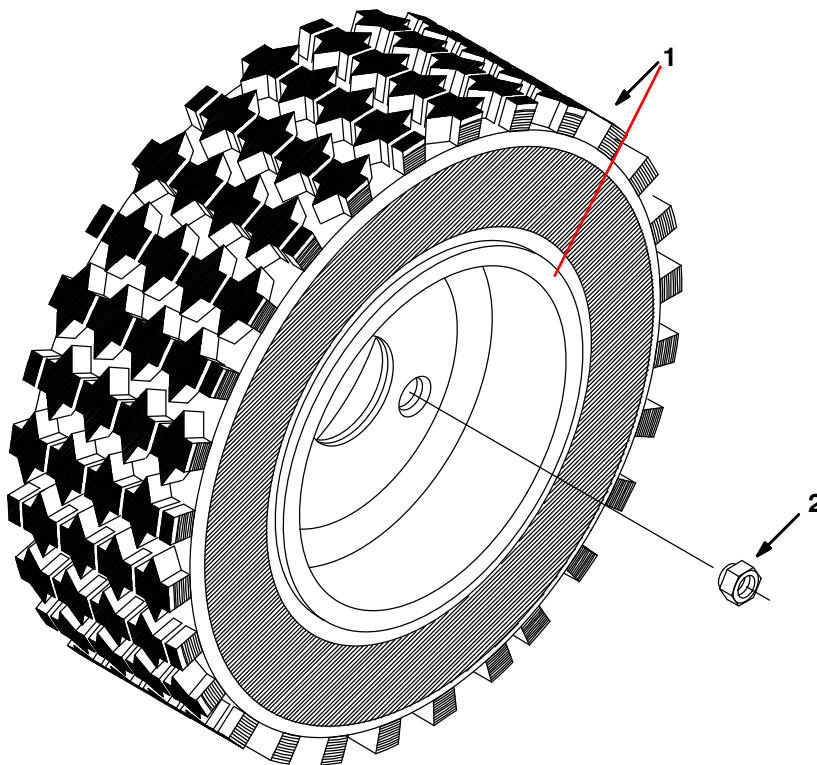
Fig. 4 – Main Frame and Drive Group

Ref.	Part No.	Serial Number	Description	Qty.
	1	398311	(10000000–) Frame, Main	1
▽	2	1038593	(10000000–) Transaxle Assy, w/Motor [W/O Park Lock] (Breakdown Parts Not Available)	1
▲▽	3	1040886	(10364538–) Motor, Ele, 36Vdc 2000Rpm 0.50Hp	1
▲		1040891	(10364538–) Brush, Motor, Transaxle [Pk of 4]	1
	3	1031761	(10000000–10364537) Motor, Ele, 36Vdc 2000Rpm 0.50Hp (See Breakdown)	1
	4	09010	(10000000–) Scr Hexssm 8X1.25 25	2
	5	222035	(10000000–) Isolator, Transaxle	2
	6	222036	(10000000–) Bracket, Mtg, Isolator	2
	7	222098	(10000000–) Bracket, Support, Frame	1
	8	222039	(10000000–) Bracket, Mtg, Transaxle	1
	9	54274	(10000000–) Isolator–Vibration, 125Lb.Ratng	1
	10	222085	(10000000–) Bracket, Caster Pad	1
	11	04843	(10000000–) Bearing, Flange .625 Bore	2
	12	222467	(10000000–) Caster, 5.0 Dia Wheel	2
	13	222469	(10000000–) Spring, Centering	1
	14	51787	(10000000–) Bumper, Rubber	1
	15	30406	(10000000–) Clip, Keeper, St	1
	16	1014563	(10000000–) Washer, Flt, 0.40b 1.12d .12, Ss	2
	17	08713	(10000000–) Nut–Hxlocnyln M 8X1.25 Reg Ss	1
	18	12273	(10000000–) Scr–Hexssm 8X1.25 20 Nylonloc	4
	19	01685	(10000000–) Washer, Flat, 0.38b 0.88d .08, Ss	8
	20	09011	(10000000–) Screw, Hex, M8 X 1.25 X 30, Ss	4
	21	08713	(10000000–) Nut–Hxlocnyln M 8X1.25 Reg Ss	8
	22	09011	(10000000–) Screw, Hex, M8 X 1.25 X 30, Ss	2
	23	1017218	(10000000–) Washer, Flt, 0.321b 1.00d .12, Ss	8
	24	59658	(10000000–) Scr Hexssm 8X1.25 35 Nylonloc	1
	25	41186	(10000000–) Washer, Bellville .31 Pltd	8
	26	12333	(10000000–) Scr–Hexssm 8X1.25 25 Nylonloc	6
	27	43500	(10000000–) Chain, Coil, Str, #210, 09.0L 07 Link	1
	28	09010	(10000000–) Scr Hexssm 8X1.25 25	1
	29	01685	(10000000–) Washer, Flat, 0.38b 0.88d .08, Ss	2
	30	39350	(10000000–) Washer, Flat, 0.75, Sae	1

▽ – Identifies an assembly

▲ – Identifies parts included in assembly

Fig. 5 – Tire Assembly, Air Filled, Black



Ref.	Part No.	Serial Number	Description	Qty.
▽ 1	1059450	(10000000–) Tire Assy, Pneu, Blk, 4.10/3.5–06 3.5bc	1
2	11109	(10000000–) Nut, Wheel	6
▲	04658		Innertube, 4.10 x 350.....	1

Fig. 6 - Scrub Head Lift Group

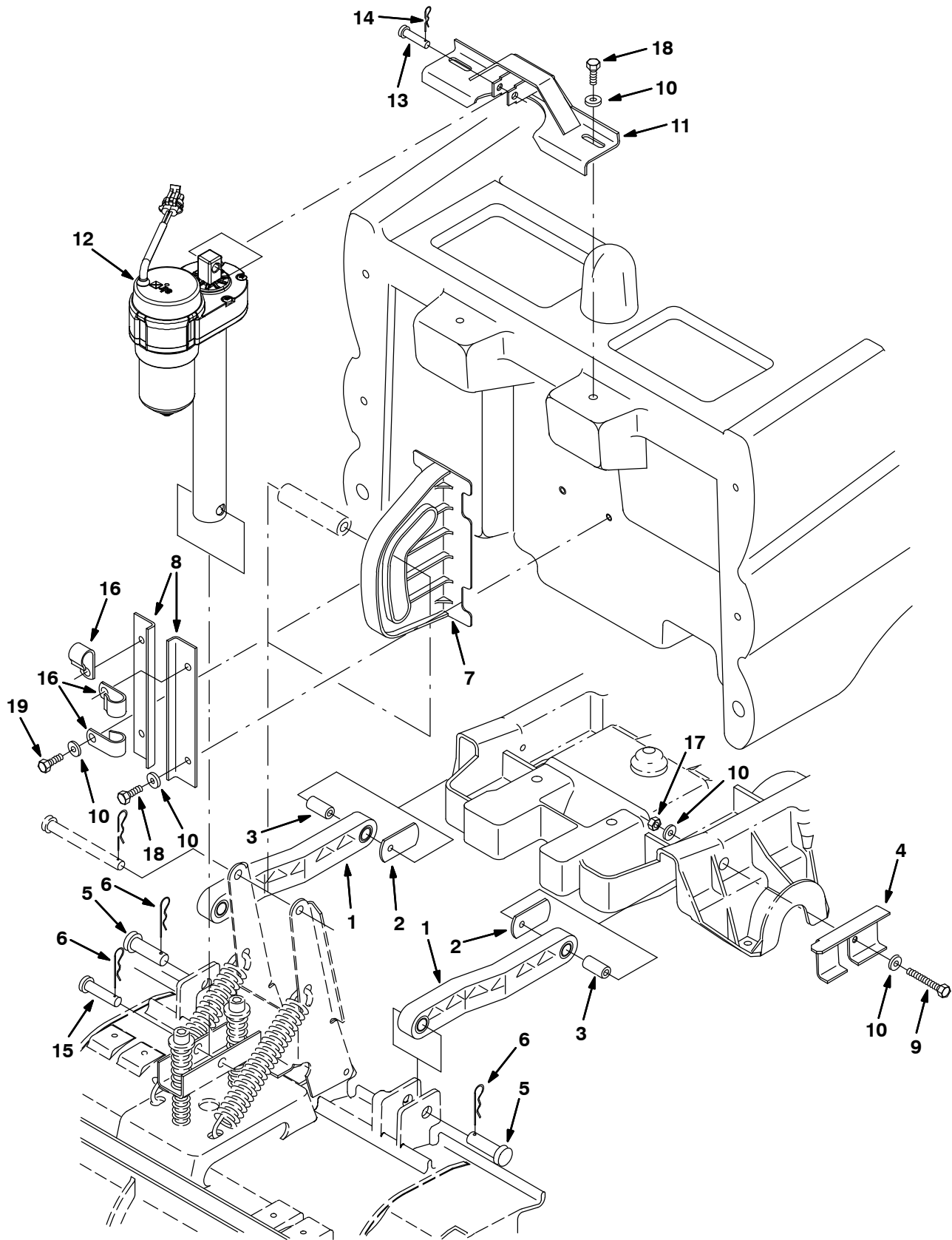


Fig. 6 – Scrub Head Lift Group

Ref.	Part No.	Serial Number	Description	Qty.
1	222027	(10000000–) Arm, Lift, Head	2
2	222099	(10000000–) Spacer, Lift Arm	2
3	222028	(10000000–) Sleeve, .344B .62D1.3 Bronze	2
4	222488	(10000000–) Bracket, Tank Support	1
5	222210	(10000000–) Pin, Clevis, 0.62 Dia X 2.00Lg	2
6	02942	(10000000–) Pin,Hair Cotter .12Wire 2.37SI	3
7	222034	(10000000–) Bracket, Guide, Roller	1
8	222054	(10000000–) Bracket, Roller Guide	2
9	222504	(10000000–) Scr Hexssm 8X1.25 55	2
10	01685	(10000000–) Washer, Flat, 0.38b 0.88d .08, Ss	9
11	222051	(10000000–) Bracket, Mounting, Actuator	1
12	9006241	(10000000–) Actuator Kit, Replmt [5700]	1
13	29558	(10000000–) Pin,Clevis,0.37 Dia.X 1.50 Lg	1
14	86866	(10000000–) Pin, Hair Cotter .375D .072Wir	1
15	51534	(10000000–) Pin,Clevis,0.50 Dia.X 2.00 Lg	1
16	30407	(10000000–) Clip, Keeper, Open	3
17	08713	(10000000–) Nut–Hxlocnyln M 8X1.25 Reg Ss	2
18	09740	(10000000–) Scr–Hexssm 8X1.25 20	6
19	49826	(10000000–) Scr–Hexssm 8X1.25 16 Nylon Loc	1

Fig. 7 – Scrub Head Kit, Model 700D, 700 mm (28 in)

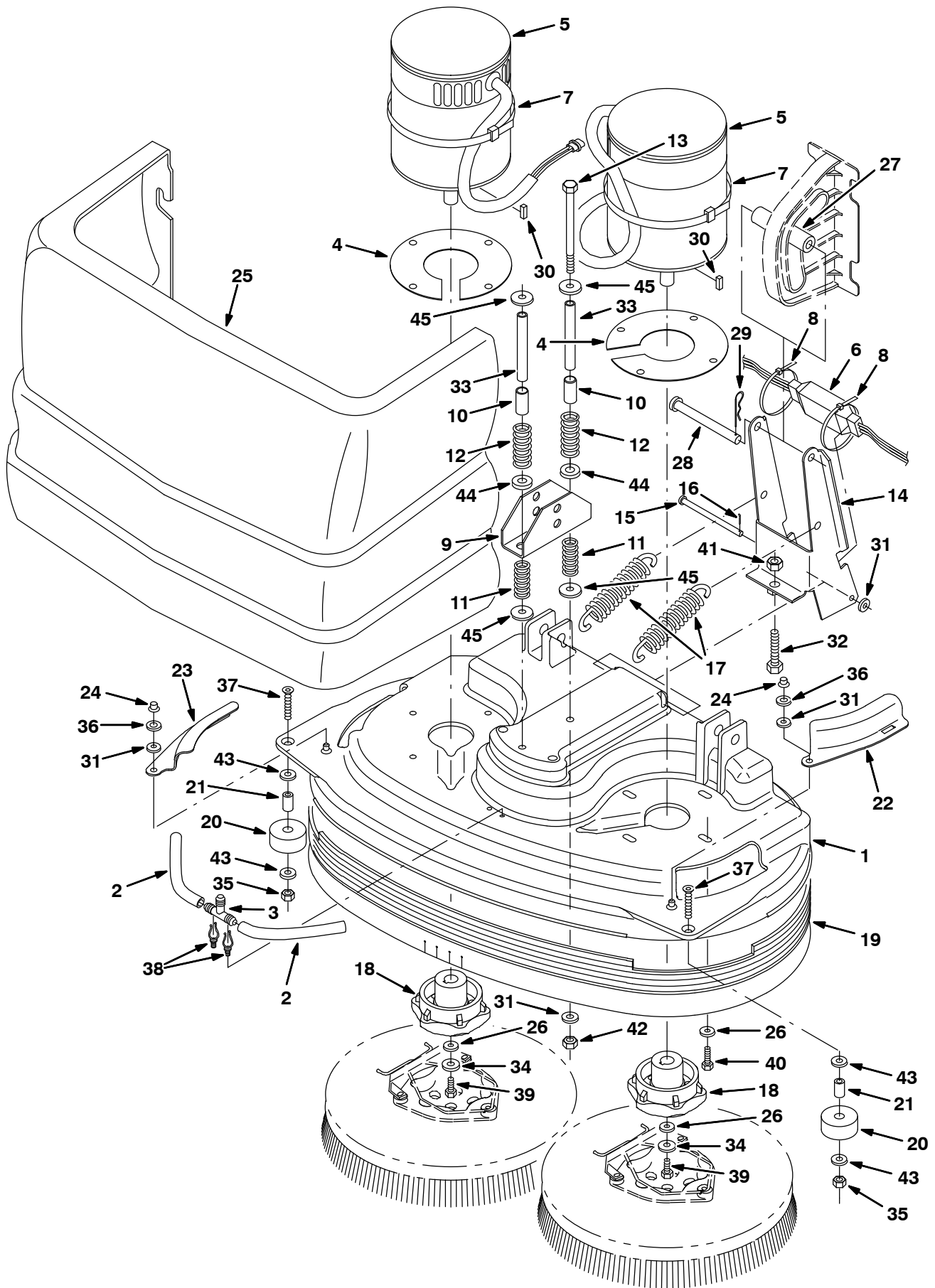


Fig. 7 – Scrub Head Kit, Model 700D, 700 mm (28 in)

Ref.	Part No.	Serial Number	Description	Qty.
▽	222012	(10000000–)) Scrub Head Kit 700D 5700	1
▲	1	1030877	(10000000–)) Cover, Scrub Hd, 28” Disc, Machined	1
▲	2	222535	(10000000–)) Hose, Vinyl .38Id .56Od 8.0L	2
▲	3	222536	(10000000–)) Fitting–Plastic Tee 06Bm/06Bm/	1
▲	4	222440	(10000000–)) Gasket, End Bell	2
▲	5	377440	(10000000–)) Motor, Ele, 36vdc 0.50hp 0320rpm 15.0a (See Breakdowns)	2
▲	6	222836	(10000000–)) Harness, Wire, Disk Head, Elec	1
▲	7	44961	(10000000–)) Tie, Cable 4.00 Max 14.50Lg	4
▲	8	49263	(10000000–)) Tie Cable 3.00D Max 11.41Lg	2
▲	9	1012088	(10000000–)) Bracket, Mtg, Spring	1
▲	10	140148	(10000000–)) Sleeve, P/M, 0.50b 0.63d 1.4l, Stl Pl	2
▲	11	63185	(10000000–)) Spring,Comp,.84Odx.10Wire 2.0L	2
▲	12	45261	(10000000–)) Sprng,Comp,0.74Idx.11Wire 2.5L	2
▲	13	20178	(10000000–)) Screw, Hex, .38–16 X 5.50, G5	2
▲	14	222838	(10000000–)) Bracket, Pivot	1
▲	15	222207	(10000000–)) Pin, Clevis, 0.31Dia X4.5Lg	1
▲	16	08346	(10000000–)) Pin, Cotter .125X0.75	1
▲	17	222363	(10000000–)) Spring, Tension	2
▲	18	377364	(10000000–)) Hub, Drive, Brush, Disk, 0.75b 6t	2
▲	19	222430	(10000000–)) Skirt Assy, Disk Head, 28”	1
▲	20	222403	(10000000–)) Wheel, 2.0 Dia	2
▲	21	222496	(10000000–)) Sleeve	2
▲	22	222404	(10000000–)) Door, Scrub Head, Lh	1
▲	23	222405	(10000000–)) Door, Scrub Head, Rh	1
▲	24	59849	(10000000–)) Nut, Retainer R/.312 Dia	2
▲	25	9005800	(10000000–)) Cover, Front, Teal, Afmkt, [5700 Disk]	1
▲	26	41186	(10000000–)) Washer–Belleville .31 Pltd	10
▲	27	222055	(10000000–)) Roller, Linkage, Head	1
▲	28	222197	(10000000–)) Pin, Clevis 0.50 Dia X 4.75Lg	1
▲	29	02942	(10000000–)) Pin,Hair Cotter .12Wire 2.37SI	1
▲	30	00926	(10000000–)) Key, Square 0.25 0.25 0.75Lg	2
▲	31	01685	(10000000–)) Washer, Flat, 0.38b 0.88d .08, Ss	5
▲	32	05720	(10000000–)) Scr–Hexssm10X1.5 40 Full Thd	1
▲	33	1029426	(10000000–)) Tube, Rnd, 0.40id 0.50od 04.3l, Ss	2
▲	34	01686	(10000000–)) Washer Flt .38 Ss	2
▲	35	08713	(10000000–)) Nut–Hxlocnyln M 8X1.25 Reg Ss	2
▲	36	32713	(10000000–)) Washer, .406B .81D .09Ureth	2
▲	37	33943	(10000000–)) Scr–Flt M8 X 1.25 40	2
▲	38	30406	(10000000–)) Clip, Keeper, St	2
▲	39	09740	(10000000–)) Scr Hexss M8 X 1.25 20	2
▲	40	09007	(10000000–)) Scr Hexss M6 X 1.0 25	8
▲	41	39312	(10000000–)) Nut, Hex, Std, M10 X 1.5	1
▲	42	59156	(10000000–)) Nut, Hex, Lock, .38–16, NI, Ss	2
▲	43	32490	(10000000–)) Washer, Flat, 0.25 Std	4
▲	44	32486	(10000000–)) Washer, Flt .50 SAE	2
▲	45	32662	(10000000–)) Washer, Flat, 0.38b 1.22d .06, Ss	4

▽ – Identifies an assembly

▲ – Identifies parts included in assembly

Fig. 8 – Scrub Head Kit, Model 800D, 800 mm (32 in)

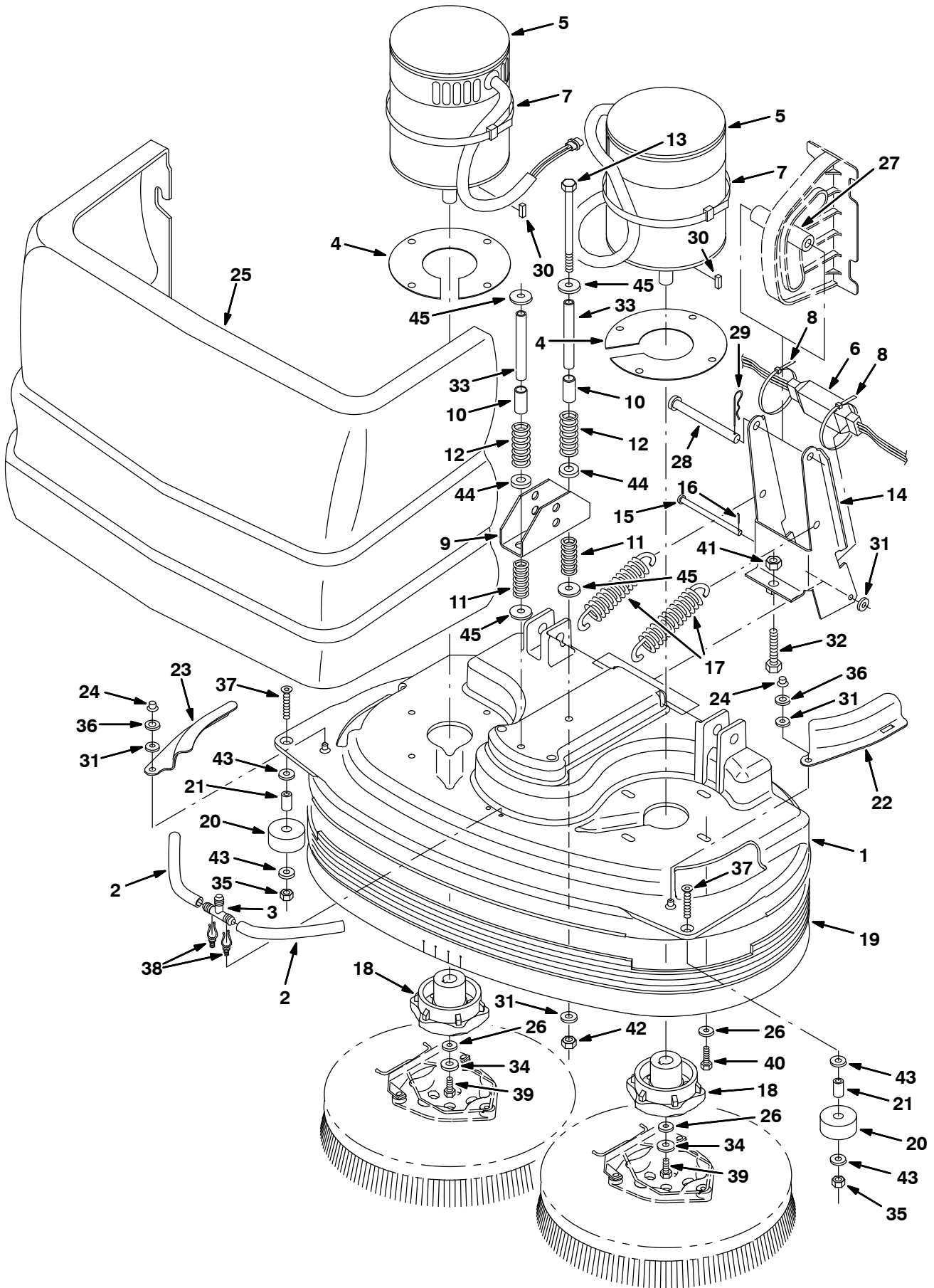


Fig. 8 – Scrub Head Kit, Model 800D, 800 mm (32 in)

Ref.	Part No.	Serial Number	Description	Qty.
▽	222013	(10000000–)) Scrub Head Kit 800D 5700	1
▲	1	1030875	(10000000–)) Cover, Scrub Hd, 32" Disc, Machined	1
▲	2	222535	(10000000–)) Hose, Vinyl .38Id .56Od 8.0L	2
▲	3	222536	(10000000–)) Fitting–Plastic Tee 06Bm/06Bm/	1
▲	4	222440	(10000000–)) Gasket, End Bell	2
▲	5	377440	(10000000–)) Motor, Ele, 36vdc 0.50hp 0320rpm 15.0a (See Breakdowns)	2
▲	6	222836	(10000000–)) Harness, Wire, Disk Head, Elec	1
▲	7	44961	(10000000–)) Tie, Cable 4.00 Max 14.50Lg	4
▲	8	49263	(10000000–)) Tie Cable 3.00D Max 11.41Lg	2
▲	9	1012088	(10000000–)) Bracket, Mtg, Spring	1
▲	10	140148	(10000000–)) Sleeve, P/M, 0.50b 0.63d 1.4l, Stl Pl	2
▲	11	63185	(10000000–)) Spring,Comp,.84Odx.10Wire 2.0L	2
▲	12	45261	(10000000–)) Sprng,Comp,0.74Idx.11Wire 2.5L	2
▲	13	20178	(10000000–)) Screw, Hex, .38–16 X 5.50, G5	2
▲	14	222838	(10000000–)) Bracket, Pivot	1
▲	15	222207	(10000000–)) Pin, Clevis, 0.31Dia X4.5Lg	1
▲	16	08346	(10000000–)) Pin, Cotter .125X0.75	1
▲	17	222363	(10000000–)) Spring, Tension	2
▲	18	377364	(10000000–)) Hub, Drive, Brush, Disk, 0.75b 6t	2
▲	19	222431	(10000000–)) Skirt Assy, Disk Head, 32"	1
▲	20	222403	(10000000–)) Wheel, 2.0 Dia	2
▲	21	222496	(10000000–)) Sleeve	2
▲	22	222404	(10000000–)) Door, Scrub Head, Lh	1
▲	23	222405	(10000000–)) Door, Scrub Head, Rh	1
▲	24	59849	(10000000–)) Nut, Retainer R/.312 Dia	2
▲	25	9005800	(10000000–)) Cover, Front, Teal, Afmkt, [5700 Disk]	1
▲	26	41186	(10000000–)) Washer–Belleville .31 Pltd	10
▲	27	222055	(10000000–)) Roller, Linkage, Head	1
▲	28	222197	(10000000–)) Pin, Clevis 0.50 Dia X 4.75Lg	1
▲	29	02942	(10000000–)) Pin,Hair Cotter .12Wire 2.37Sl	1
▲	30	00926	(10000000–)) Key, Square 0.25 0.25 0.75Lg	2
▲	31	01685	(10000000–)) Washer, Flat, 0.38b 0.88d .08, Ss	5
▲	32	05720	(10000000–)) Scr–Hexssm10X1.5 40 Full Thd	1
▲	33	1029426	(10000000–)) Tube, Rnd, 0.40id 0.50od 04.3l, Ss	2
▲	34	01686	(10000000–)) Washer Flt .38 Ss	2
▲	35	08713	(10000000–)) Nut–Hxlocnyln M 8X1.25 Reg Ss	2
▲	36	32713	(10000000–)) Washer, .406B .81D .09Ureth	2
▲	37	33943	(10000000–)) Scr–Flt M8 X 1.25 40	2
▲	38	30406	(10000000–)) Clip, Keeper, St	2
▲	39	09740	(10000000–)) Scr Hexss M8 X 1.25 20	2
▲	40	09007	(10000000–)) Scr Hexss M6 X 1.0 25	8
▲	41	39312	(10000000–)) Nut, Hex, Std, M10 X 1.5	1
▲	42	59156	(10000000–)) Nut, Hex, Lock, .38–16, NI, Ss	2
▲	43	32490	(10000000–)) Washer, Flat, 0.25 Std	4
▲	44	32486	(10000000–)) Washer, Flt .50 SAE	2
▲	45	32662	(10000000–)) Washer, Flat, 0.38b 1.22d .06, Ss	4

▽ – Identifies an assembly

▲ – Identifies parts included in assembly

Fig. 9 – Scrub Head Kit, Model 900D, 900 mm (36 in)

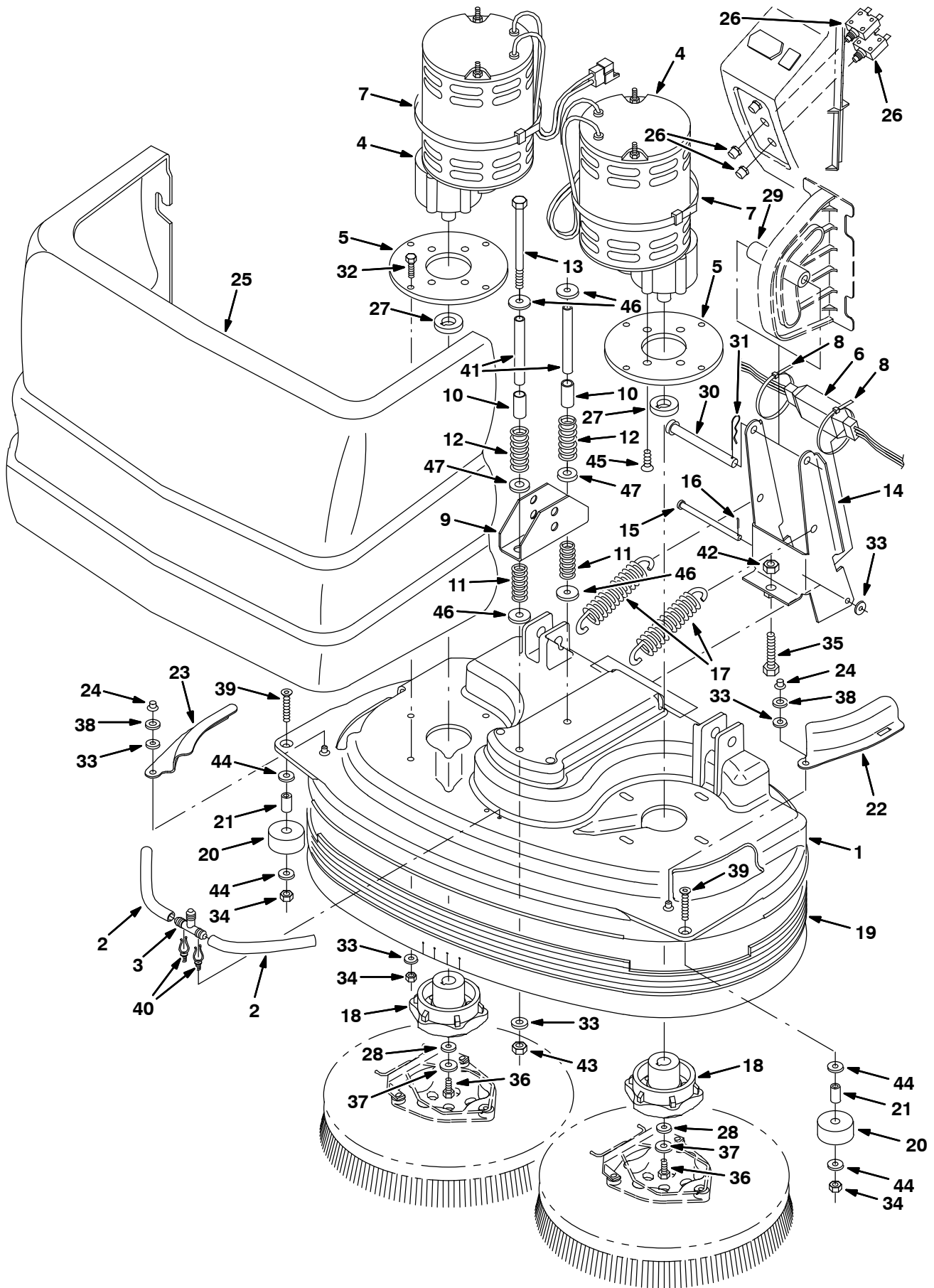


Fig. 9 – Scrub Head Kit, Model 900D, 900 mm (36 in)

Ref.	Part No.	Serial Number	Description	Qty.
▽	222014	(10000000–)) Scrub Head Kit 900D 5700	1
▲	1 222223	(10000000–)) Cover, Scrub Head 36 Disk	1
▲	2 222535	(10000000–)) Hose, Vinyl .38Id .56Od 8.0L	2
▲	3 222536	(10000000–)) Fitting–Plastic Tee 06Bm/06Bm/	1
▲	4 222255	(10000000–)) Motor, Gear, 1.0Hp 36V (See Breakdowns)	2
▲	5 222053	(10000000–)) Plate, Adaptor, Motor	2
▲	6 222837	(10000000–)) Harness, Wire, Disk Head, Elec	1
▲	7 44961	(10000000–)) Tie, Cable 4.00 Max 14.50Lg	6
▲	8 49263	(10000000–)) Tie Cable 3.00D Max 11.41Lg	2
▲	9 1012088	(10000000–)) Bracket, Mtg, Spring	1
▲	10 140148	(10000000–)) Sleeve, P/M, 0.50b 0.63d 1.4l, Stl Pl	2
▲	11 63185	(10000000–)) Spring,Comp,.84Odx.10Wire 2.0L	2
▲	12 45261	(10000000–)) Sprng,Comp,0.74Idx.11Wire 2.5L	2
▲	13 20178	(10000000–)) Screw, Hex, .38–16 X 5.50, G5	2
▲	14 222838	(10000000–)) Bracket, Pivot	1
▲	15 222207	(10000000–)) Pin, Clevis, 0.31Dia X4.5Lg	1
▲	16 08346	(10000000–)) Pin, Cotter .125X0.75	1
▲	17 222363	(10000000–)) Spring, Tension	2
▲	18 377364	(10000000–)) Hub, Drive, Brush, Disk, 0.75b 6t	2
▲	19 222432	(10000000–)) Skirt, Assy, Disk Head 36	1
▲	20 222403	(10000000–)) Wheel, 2.0 Dia	2
▲	21 222496	(10000000–)) Sleeve	2
▲	22 222404	(10000000–)) Door, Scrub Head, Lh	1
▲	23 222405	(10000000–)) Door, Scrub Head, Rh	1
▲	24 59849	(10000000–)) Nut, Retainer R/.312 Dia	2
▲	25 9005800	(10000000–)) Cover, Front, Teal, Afmkt, [5700 Disk]	1
▲	26 383726	(10000000–)) Breaker, Circuit, 35Amp	2
▲	27 222067	(10000000–)) Ring, Spacer	2
▲	28 41186	(10000000–)) Washer–Belleville .31 Pltd	2
▲	29 222055	(10000000–)) Roller, Linkage, Head	1
▲	30 222197	(10000000–)) Pin, Clevis 0.50 Dia X 4.75Lg	1
▲	31 02942	(10000000–)) Pin,Hair Cotter .12Wire 2.37Sl	1
▲	32 09011	(10000000–)) Screw, Hex, M8 X 1.25 X 30, Ss	8
▲	33 01685	(10000000–)) Washer, Flat, 0.38b 0.88d .08, Ss	13
▲	34 08713	(10000000–)) Nut–Hxlocnyln M 8X1.25 Reg Ss	10
▲	35 05720	(10000000–)) Scr–Hexssm10X1.5 40 Full Thd	1
▲	36 02993	(10000000–)) Scr–Hex .31–18X1.50 Ss	2
▲	37 01686	(10000000–)) Washer Flt .38 Ss	2
▲	38 32713	(10000000–)) Washer, .406B .81D .09Ureth	2
▲	39 33943	(10000000–)) Scr–Flt M8 X 1.25 40	2
▲	40 30406	(10000000–)) Clip, Keeper, St	2
▲	41 1029426	(10000000–)) Tube, Rnd, 0.40id 0.50od 04.3l, Ss	2
▲	42 39312	(10000000–)) Nut, Hex, Std, M10 X 1.5	1
▲	43 59156	(10000000–)) Nut, Hex, Lock, .38–16, NI, Ss	2
▲	44 32490	(10000000–)) Washer, Flat, 0.25 Std	4
▲	45 48996	(10000000–)) Screw, Flt, .38–16 X 0.75, Al	8
▲	46 32662	(10000000–)) Washer, Flat, 0.38b 1.22d .06, Ss	4
▲	47 32486	(10000000–)) Washer, Flt .50 SAE	2

▽ – Identifies an assembly

▲ – Identifies parts included in assembly

STANDARD PARTS

Fig. 10 – Scrub Head Kit, Model 800D Heavy Duty, 800 mm (32 in)

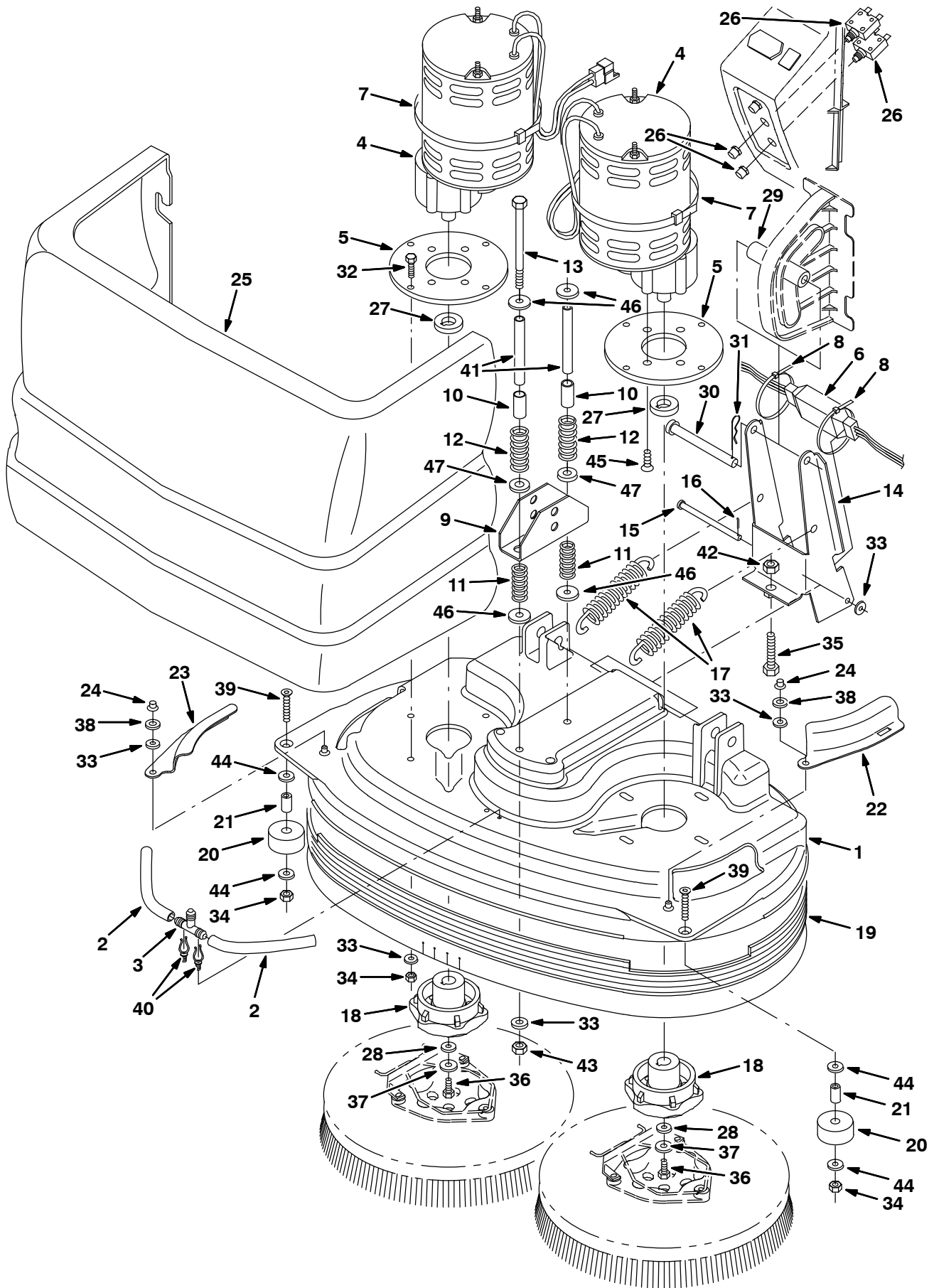


Fig. 10 – Scrub Head Kit, Model 800D Heavy Duty, 800 mm (32 in)

Ref.	Part No.	Serial Number	Description	Qty.
▽	222022	(10000000–)) Scrub Head Kit Hd 800D5700	1
▲	1	222222	(10000000–)) Cover, Scrub Head 32 Disk	1
▲	2	222535	(10000000–)) Hose, Vinyl .38Id .56Od 8.0L	2
▲	3	222536	(10000000–)) Fitting–Plastic Tee 06Bm/06Bm/	1
▲	4	222255	(10000000–)) Motor, Gear, 1.0Hp 36V (See Breakdowns)	2
▲	5	222053	(10000000–)) Plate, Adaptor, Motor	2
▲	6	222837	(10000000–)) Harness, Wire, Disk Head, Elec	1
▲	7	44961	(10000000–)) Tie, Cable 4.00 Max 14.50Lg	6
▲	8	49263	(10000000–)) Tie Cable 3.00D Max 11.41Lg	2
▲	9	1012088	(10000000–)) Bracket, Mtg, Spring	1
▲	10	140148	(10000000–)) Sleeve, P/M, 0.50b 0.63d 1.4l, Stl Pl	2
▲	11	63185	(10000000–)) Spring,Comp,.84Odx.10Wire 2.0L	2
▲	12	45261	(10000000–)) Sprng,Comp,0.74Idx.11Wire 2.5L	2
▲	13	20178	(10000000–)) Screw, Hex, .38–16 X 5.50, G5	2
▲	14	222838	(10000000–)) Bracket, Pivot	1
▲	15	222207	(10000000–)) Pin, Clevis, 0.31Dia X4.5Lg	1
▲	16	08346	(10000000–)) Pin, Cotter .125X0.75	1
▲	17	222363	(10000000–)) Spring, Tension	2
▲	18	377364	(10000000–)) Hub, Drive, Brush, Disk, 0.75b 6t	2
▲	19	222431	(10000000–)) Skirt Assy, Disk Head, 32”	1
▲	20	222403	(10000000–)) Wheel, 2.0 Dia	2
▲	21	222496	(10000000–)) Sleeve	2
▲	22	222404	(10000000–)) Door, Scrub Head, Lh	1
▲	23	222405	(10000000–)) Door, Scrub Head, Rh	1
▲	24	59849	(10000000–)) Nut, Retainer R/.312 Dia	2
▲	25	9005800	(10000000–)) Cover, Front, Teal, Afmkt, [5700 Disk]	1
▲	26	383726	(10000000–)) Breaker, Circuit, 35Amp	2
▲	27	222067	(10000000–)) Ring, Spacer	2
▲	28	41186	(10000000–)) Washer–Belleville .31 Pltd	2
▲	29	222055	(10000000–)) Roller, Linkage, Head	1
▲	30	222197	(10000000–)) Pin, Clevis 0.50 Dia X 4.75Lg	1
▲	31	02942	(10000000–)) Pin,Hair Cotter .12Wire 2.37Sl	1
▲	32	09011	(10000000–)) Screw, Hex, M8 X 1.25 X 30, Ss	8
▲	33	01685	(10000000–)) Washer, Flat, 0.38b 0.88d .08, Ss	13
▲	34	08713	(10000000–)) Nut–Hxlocnyln M 8X1.25 Reg Ss	10
▲	35	05720	(10000000–)) Scr–Hexssm10X1.5 40 Full Thd	1
▲	36	02993	(10000000–)) Scr–Hex .31–18X1.50 Ss	2
▲	37	01686	(10000000–)) Washer Flt .38 Ss	2
▲	38	32713	(10000000–)) Washer, .406B .81D .09Ureth	2
▲	39	33943	(10000000–)) Scr–Flt M8 X 1.25 40	2
▲	40	30406	(10000000–)) Clip, Keeper, St	2
▲	41	1029426	(10000000–)) Tube, Rnd, 0.40id 0.50od 04.3l, Ss	2
▲	42	39312	(10000000–)) Nut, Hex, Std, M10 X 1.5	1
▲	43	59156	(10000000–)) Nut, Hex, Lock, .38–16, NI, Ss	2
▲	44	32490	(10000000–)) Washer, Flat, 0.25 Std	4
▲	45	48996	(10000000–)) Screw, Flt, .38–16 X 0.75, Al	8
▲	46	32662	(10000000–)) Washer, Flat, 0.38b 1.22d .06, Ss	4
▲	47	32486	(10000000–)) Washer, Flt .50 SAE	2

▽ – Identifies an assembly

▲ – Identifies parts included in assembly

STANDARD PARTS

Fig. 11 – Scrub Head Drive Group, Model 700C, 700 mm (28 in)

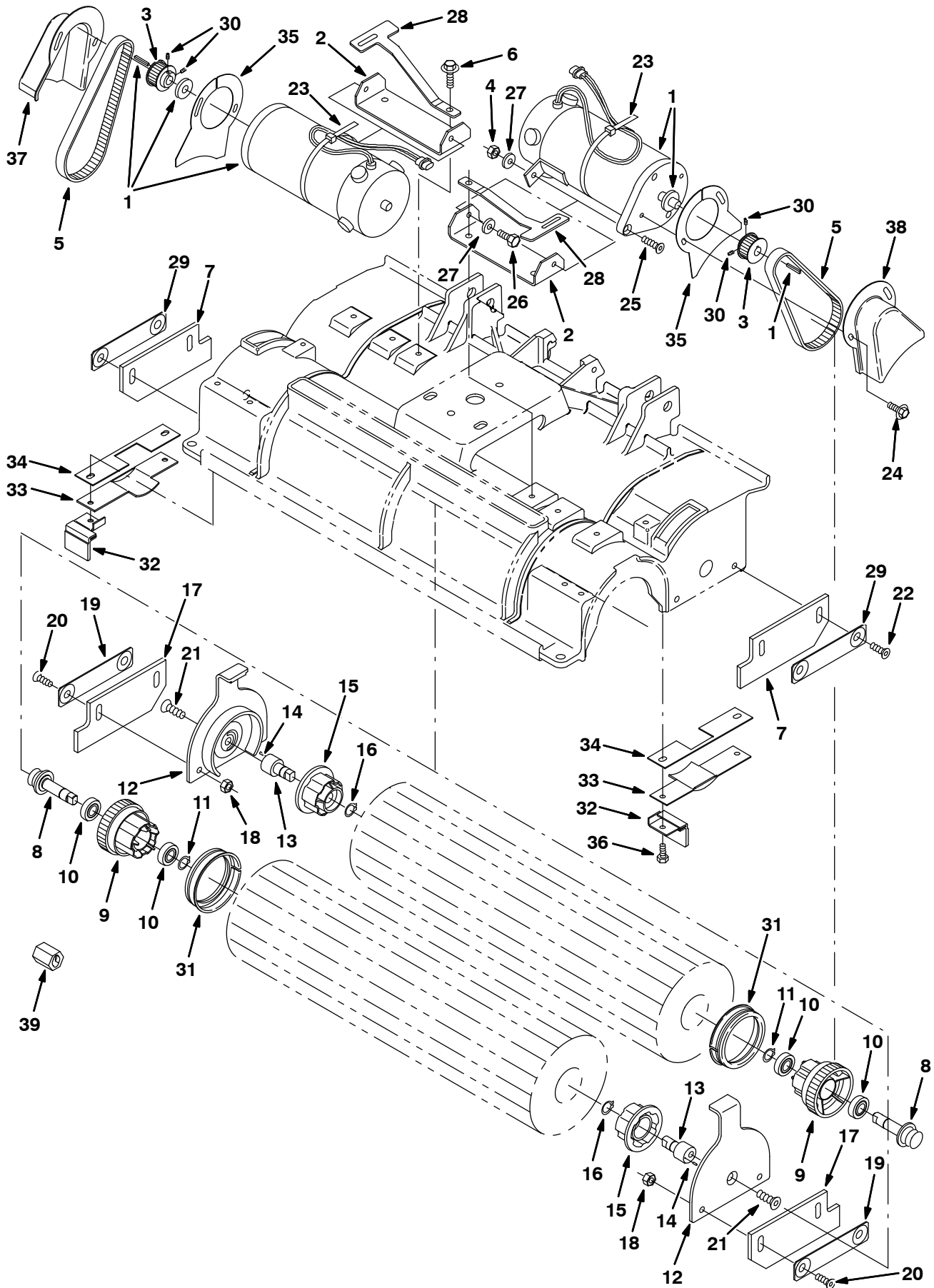


Fig. 11 – Scrub Head Drive Group, Model 700C, 700 mm (28 in)

NOTE: Scrub Head Kit, Tennant Part Number 222015, includes Fig. 11, and Fig. 12.

Ref.	Part No.	Serial Number	Description	Qty.
1	1038426	(10355043–) Motor, Ele, 36Vdc 1700Rpm 0.75Hp (See Breakdowns)	2
	375175	(10000000–10355042) Motor, Ele, 36Vdc 1700Rpm 0.75Hp (See Breakdowns)	2
2	223564	(10000000–) Bracket, Mounting, Motor	2
3	375195	(10000000–) Sprocket, Drive	2
4	08713	(10000000–) Nut–Hxlocnyln M 8X1.25 Reg Ss	4
5	377505	(10000000–) Belt, Replmt, Brush Drive, F/222201	2
6	76099	(10000000–) Scr–Hxfmg M8 X 1.25 25	4
7	222180	(10000000–) Skirt, Scrub Head	2
∇	222751	(10000000–) Plug Drive Assy	2
▲	8	222176	(10000000–) Shaft, Drive Plug	1
▲	9	1040931	(10000000–) Plug, Drive, Brush	1
▲	10	41360	(10000000–) Bearing–Ball,0.59B 1.26D 0.35W	2
▲	11	01516	(10000000–) Ring,Retain,Ex,0.59Od,Basic	1
∇	374082	(10000000–) Door Assy, Brush	2
▲	12	1044145	(10000000–) Door, Brush	1
▲∇	222752	(10000000–) Plug Idler Assy	1
▲▲	13	222177	(10000000–) Shaft, Idler Plug	1
▲▲	14	222184	(10000000–) Pin, Roll	1
▲▲	15	1057629	(10000000–) Plug, Idler, Brush [Sgl Brg]	1
▲▲	16	01516	(10000000–) Ring,Retain,Ex,0.59Od,Basic	1
▲	17	222180	(10000000–) Skirt, Scrub Head	1
▲	18	08713	(10000000–) Nut–Hxlocnyln M 8X1.25 Reg Ss	2
▲	19	222182	(10000000–) Bar, Support	1
▲	20	74077	(10000000–) Scr–Flt M8 X 1.25 25 Ss	2
▲	21	390996	(10000000–) Scr–Flt M10 X 1.5 20, Ss NI	1
	22	07810	(10000000–) Scr Flt M8 x 1.25 25	4
	23	44961	(10000000–) Tie, Cable 4.00D Max 14.50 Lg	2
	24	1034731	(10000000–) Screw, Hex, M6 X 1.00 X 16, Ss, Sems	4
	25	74077	(10000000–) Screw, Flat,M 8X1.25 Ss	2
	26	09740	(10000000–) Scr Hexssm 8X1.25	2
	27	01685	(10000000–) Washer, Flat, 0.38b 0.88d .08, Ss	6
	28	222209	(10000000–) Spring, Door	2
	29	222182	(10000000–) Bar, Support	2
	30	222818	(10000000–) Scr–Set 8–32 X .25 Nylon Loc	4
	31	222820	(10000000–) Seal, Ring	2
	32	223568	(10000000–) Skirt, Deflector	2
	33	223566	(10000000–) Bracket, Shield	2
	34	223569	(10000000–) Gasket, Shield	2
	35	223563	(10000000–) Shield, Belt	2
	36	15675	(10000000–) Screw, Hex, M8 X 1.25 X 16, Ss	4
	37	223560	(10000000–) Guard, Belt, Rh	1
	38	223561	(10000000–) Guard, Belt, Lh	1
	39	1010506	(10000000–) Tool, Removal, Shaft, F/ 222176	1

∇ – Identifies an assembly

▲ – Identifies parts included in assembly

Fig. 12 – Scrub Head Frame Group, Model 700C, 700 mm (28 in)

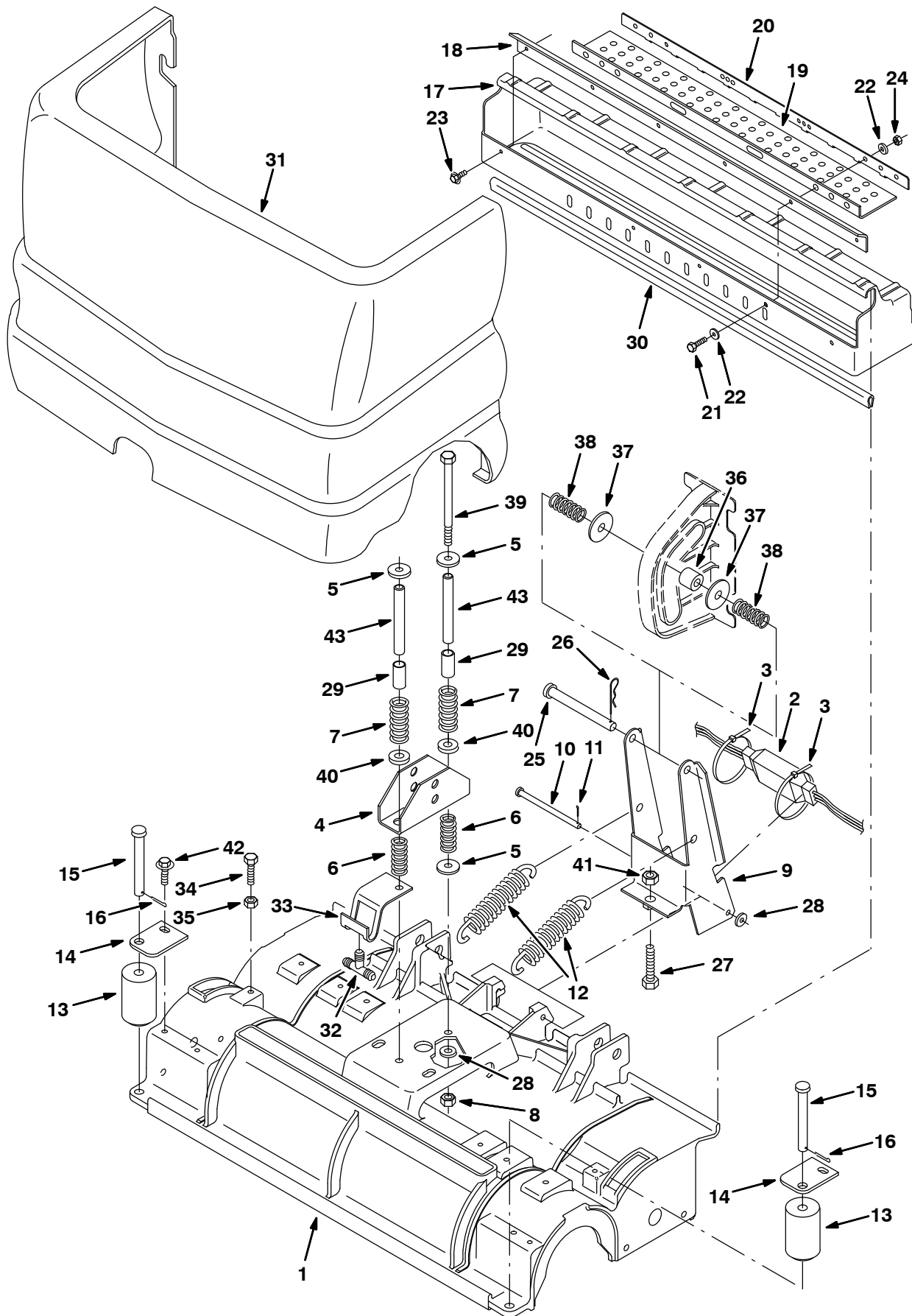


Fig. 12 – Scrub Head Frame Group, Model 700C, 700 mm (28 in)

NOTE: Scrub Head Kit, Tennant Part Number 222015, includes Fig. 11, and Fig. 12.

Ref.	Part No.	Serial Number	Description	Qty.	
1	1022254	(10000000-) Housing, Cyl, Mach, 700mm	1	
2	222835	(10000000-) Harness, Wire, Cyl Head, Elec	1	
3	49263	(10000000-) Tie Cable 3.00D Max 11.41Lg	2	
4	1012088	(10000000-) Bracket, Mtg, Spring	1	
5	32662	(10000000-) Washer, Flat, 0.38b 1.22d .06, Ss	3	
6	63185	(10000000-) Spring,Comp,.84Odx.10Wire 2.0L	2	
7	45261	(10000000-) Sprng,Comp,0.74Idx.11Wire 2.5L	2	
8	59156	(10000000-) Nut, Hex, Lock, .38-16, NI, Ss	2	
9	222838	(10000000-) Bracket, Pivot	1	
10	222207	(10000000-) Pin, Clevis, 0.31Dia X4.5Lg	1	
11	08346	(10000000-) Pin, Cotter .125X0.75	2	
12	222363	(10000000-) Spring, Tension	2	
13	222178	(10000000-) Roller, Bumper	2	
14	222179	(10000000-) Bracket, Mounting, Roller	2	
15	222196	(10000000-) Pin, Roller	2	
16	08346	(10000000-) Pin, Cotter .125X0.75	2	
▽	222824	(10000000-) Debris Tray Kit, 28 in	1	
▲	17	9005726	(10000000-) Tray, Debris, 28.0L, Afmkt [5680/5700]	1
▲	18	222203	(10000000-) Lip, Debris Tray, 28"	1
▲	19	222669	(10000000-) Skirt, Debris Tray	1
▲	20	222670	(10000000-) Strip, Debris Tray	1
▲	21	09007	(10000000-) Scr-Hexssm6X1.0 25	4
▲	22	01684	(10000000-) Washer Flt .25 Ss	6
▲	23	74455	(10000000-) Scr-Hxfmg M6 X 1.0 20	2
▲	24	08708	(10000000-) Nut, Hex, Lock, M6 X 1.0, NI	4
	25	222197	(10000000-) Pin, Clevis 0.50 Dia X 4.75Lg	1
	26	02942	(10000000-) Pin,Hair Cotter .12Wire 2.37SI	1
	27	05720	(10000000-) Scr-Hexssm10X1.5 40 Full Thd	1
	28	01685	(10000000-) Washer, Flat, 0.38b 0.88d .08, Ss	3
	29	140148	(10000000-) Sleeve, P/M, 0.50b 0.63d 1.4l, Stl PI	2
	30	374006	(10000000-) Channel	1
	31	9005801	(10000000-) Cover, Front, Teal, Afmkt, [5680/5700 Cyl]	1
	32	222536	(10000000-) Fitting-Plastic Tee 06Bm/06Bm/	1
	33	222523	(10000000-) Bracket, Hose Guide	1
	34	09023	(10000000-) Screw, Hex, M08 X 1.25 X 35, Ss	2
	35	08713	(10000000-) Nut, Hex, Lock, M08 X 1.25, NI, Ss	2
	36	374162	(10000000-) Roller, Rwk	1
	37	51564	(10000000-) Washer, 0.53b 1.75d .12, Stl, PI	2
	38	397255	(10000000-) Spring, Cmpr, 0.85od .08wir 2.0l	2
	39	20178	(10000000-) Screw, Hex, .38-16 X 5.50, G5	2
	40	32486	(10000000-) Washer, Flt .50 SAE	2
	41	39312	(10000000-) Nut, Hex, Std, M10 X 1.5	1
	42	76099	(10000000-) Screw, Hex, M8 X 1.25 X 25, Fmg	2
	43	1029426	(10000000-) Tube, Rnd, 0.40id 0.50od 04.3l, Ss	2

▽ – Identifies an assembly

▲ – Identifies parts included in assembly

STANDARD PARTS

Fig. 13 – Scrub Head Drive Group, Model 800C, 800 mm (32 in)

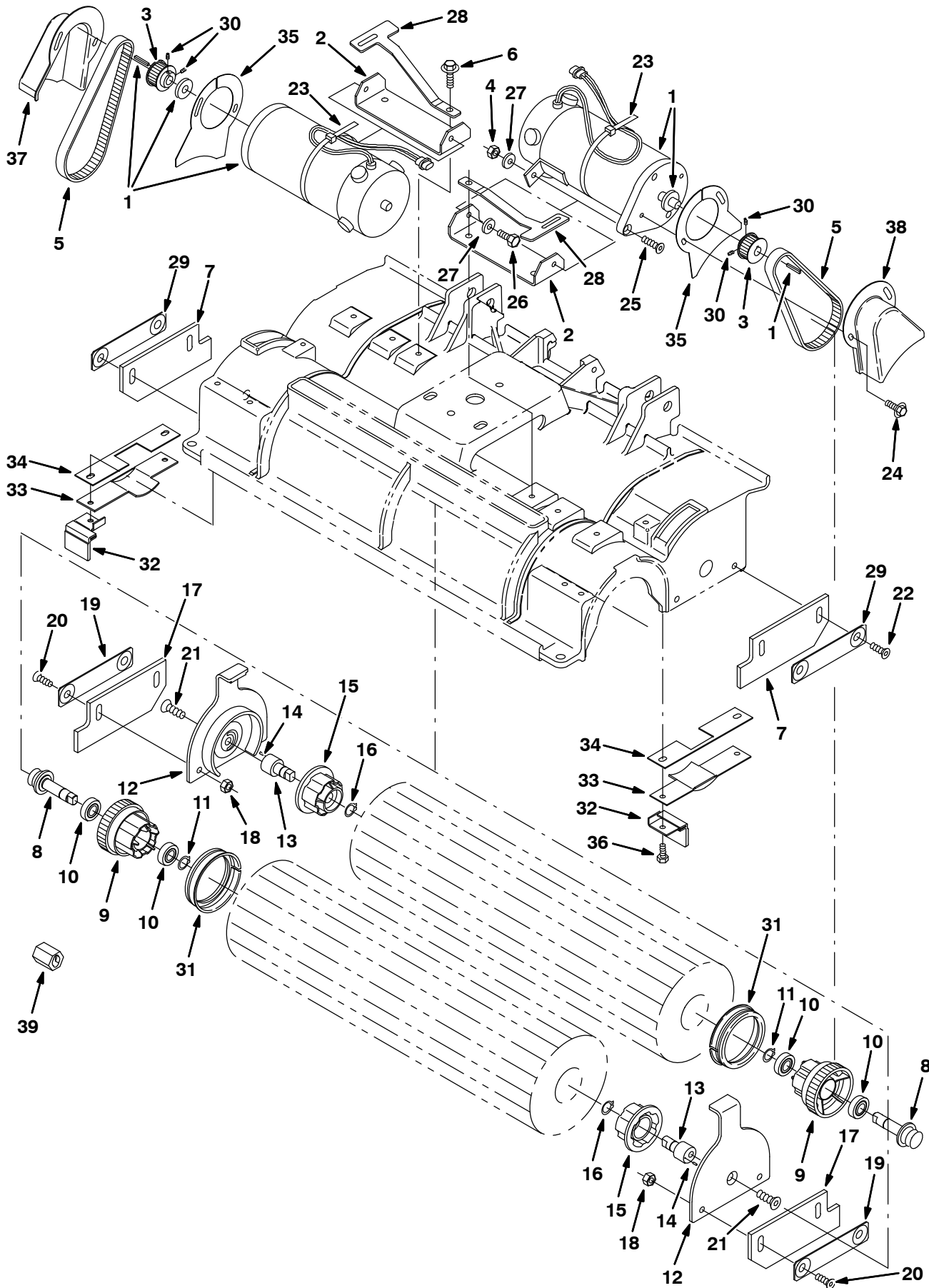


Fig. 13 – Scrub Head Drive Group, Model 800C, 800 mm (32 in)

NOTE: Scrub Head Kit, Tennant Part Number 222016, includes Fig. 13, and Fig. 14.

Ref.	Part No.	Serial Number	Description	Qty.
1	1038426	(10355043–) Motor, Ele, 36Vdc 1700Rpm 0.75Hp (See Breakdowns)	2
	375175	(10000000–10355042) Motor, Ele, 36Vdc 1700Rpm 0.75Hp (See Breakdowns)	2
2	223564	(10000000–) Bracket, Mounting, Motor	2
3	375195	(10000000–) Sprocket, Drive	2
4	08713	(10000000–) Nut–Hxlocnyln M 8X1.25 Reg Ss	4
5	377505	(10000000–) Belt, Replmt, Brush Drive, F/222201	2
6	76099	(10000000–) Scr–Hxfmg M8 X 1.25 25	4
7	222180	(10000000–) Skirt, Scrub Head	2
∇	222751	(10000000–) Plug Drive Assy	2
▲	8	222176	(10000000–) Shaft, Drive Plug	1
▲	9	1040931	(10000000–) Plug, Brush, Drive	1
▲	10	41360	(10000000–) Bearing–Ball,0.59B 1.26D 0.35W	2
▲	11	01516	(10000000–) Ring,Retain,Ex,0.59Od,Basic	1
∇	374082	(10000000–) Door Assy, Brush	2
▲	12	1044145	(10000000–) Door, Brush	1
▲∇	222752	(10000000–) Plug Idler Assy	1
▲▲	13	222177	(10000000–) Shaft, Idler Plug	1
▲▲	14	222184	(10000000–) Pin, Roll	1
▲▲	15	1057629	(10000000–) Plug, Idler, Brush [Sgl Brg]	1
▲▲	16	01516	(10000000–) Ring,Retain,Ex,0.59Od,Basic	1
▲	17	222180	(10000000–) Skirt, Scrub Head	1
▲	18	08713	(10000000–) Nut–Hxlocnylon M 8X1.25 Reg Ss	2
▲	19	222182	(10000000–) Bar, Support	1
▲	20	74077	(10000000–) Scr–Flt M8 X 1.25 25 Ss	2
▲	21	390996	(10000000–) Scr–Flt M10 X 1.5 20, Ss NI	1
	22	07810	(10000000–) Scr Flt M8 x 1.25 25	4
	23	44961	(10000000–) Tie, Cable 4.00D Max 14.50 Lg	2
	24	1034731	(10000000–) Screw, Hex, M6 X 1.00 X 16, Ss, Sems	4
	25	74077	(10000000–) Screw, Flat,M 8X1.25 Ss	2
	26	09740	(10000000–) Scr Hexssm 8X1.25	2
	27	01685	(10000000–) Washer, Flat, 0.38b 0.88d .08, Ss	6
	28	222209	(10000000–) Spring, Door	2
	29	222182	(10000000–) Bar, Support	2
	30	222818	(10000000–) Scr–Set 8–32 X .25 Nylon Loc	4
	31	222820	(10000000–) Seal, Ring	2
	32	223568	(10000000–) Skirt, Deflector	2
	33	223566	(10000000–) Bracket, Shield	2
	34	223569	(10000000–) Gasket, Shield	2
	35	223563	(10000000–) Shield, Belt	2
	36	15675	(10000000–) Screw, Hex, M8 X 1.25 X 16, Ss	4
	37	223560	(10000000–) Guard, Belt, Rh	1
	38	223561	(10000000–) Guard, Belt, Lh	1
	39	1010506	(10000000–) Tool, Removal, Shaft, F/ 222176	1

∇ – Identifies an assembly

▲ – Identifies parts included in assembly

Fig. 14 – Scrub Head Frame Group, Model 800C, 800 mm (32 in)

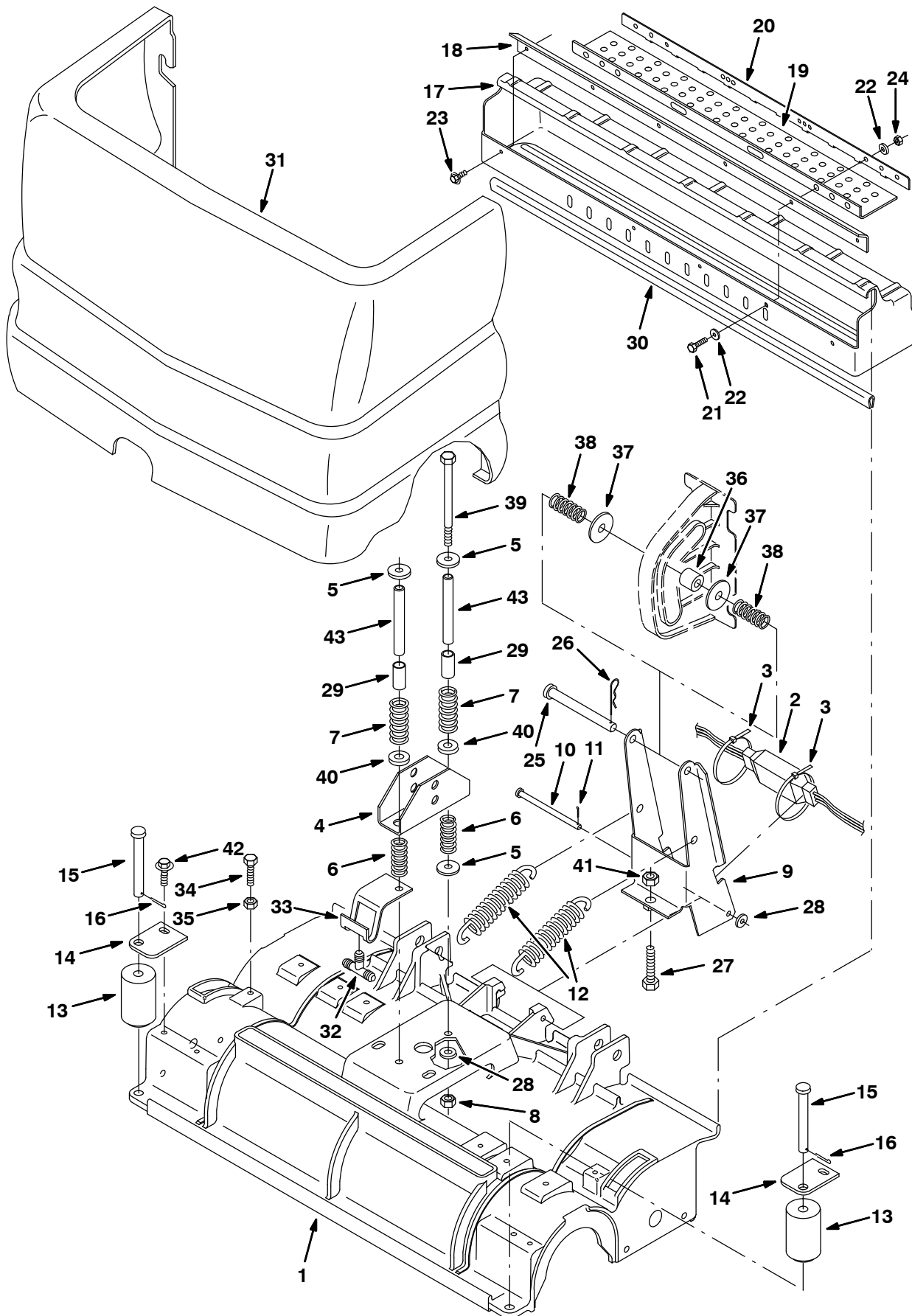


Fig. 14 – Scrub Head Frame Group, Model 800C, 800 mm (32 in)

NOTE: Scrub Head Kit, Tennant Part Number 222016, includes Fig. 13, and Fig. 14.

Ref.	Part No.	Serial Number	Description	Qty.	
1	1022253	(10000000–) Housing, Cyl, Mach, 800mm	1	
2	222835	(10000000–) Harness, Wire, Cyl Head, Elec	1	
3	49263	(10000000–) Tie Cable 3.00D Max 11.41Lg	2	
4	1012088	(10000000–) Bracket, Mtg, Spring	1	
5	32662	(10000000–) Washer, Flat, 0.38b 1.22d .06, Ss	3	
6	63185	(10000000–) Spring,Comp,.84Odx.10Wire 2.0L	2	
7	45261	(10000000–) Sprng,Comp,0.74Idx.11Wire 2.5L	2	
8	59156	(10000000–) Nut, Hex, Lock, .38–16, NI, Ss	2	
9	222838	(10000000–) Bracket, Pivot	1	
10	222207	(10000000–) Pin, Clevis, 0.31Dia X4.5Lg	1	
11	08346	(10000000–) Pin, Cotter .125X0.75	2	
12	222363	(10000000–) Spring, Tension	2	
13	222178	(10000000–) Roller, Bumper	2	
14	222179	(10000000–) Bracket, Mounting, Roller	2	
15	222196	(10000000–) Pin, Roller	2	
16	08346	(10000000–) Pin, Cotter .125X0.75	2	
▽	222825	(10000000–) Debris Tray Kit, 32 in	1	
▲	17	9005727	(10000000–) Tray, Debris, 32.0L, Afmkt, [5680/5700]	1
▲	18	222204	(10000000–) Lip, Debris Tray 32"	1
▲	19	222669	(10000000–) Skirt, Debris Tray	1
▲	20	222670	(10000000–) Strip, Debris Tray	1
▲	21	09007	(10000000–) Scr–Hexssm6X1.0 25	4
▲	22	01684	(10000000–) Washer Flt .25 Ss	6
▲	23	74455	(10000000–) Scr–Hxfmg M6 X 1.0 20	2
▲	24	08708	(10000000–) Nut, Hex, Lock, M6 X 1.0, NI	4
	25	222197	(10000000–) Pin, Clevis 0.50 Dia X 4.75Lg	1
	26	02942	(10000000–) Pin,Hair Cotter .12Wire 2.37SI	1
	27	05720	(10000000–) Scr–Hexssm10X1.5 40 Full Thd	1
	28	01685	(10000000–) Washer, Flat, 0.38b 0.88d .08, Ss	3
	29	140148	(10000000–) Sleeve, P/M, 0.50b 0.63d 1.4l, Stl PI	2
	30	374007	(10000000–) Channel	1
	31	9005801	(10000000–) Cover, Front, Teal, Afmkt, [5680/5700 Cyl]	1
	32	222536	(10000000–) Fitting–Plastic Tee 06Bm/06Bm/	1
	33	222523	(10000000–) Bracket, Hose Guide	1
	34	09023	(10000000–) Screw, Hex, M08 X 1.25 X 35, Ss	2
	35	08713	(10000000–) Nut, Hex, Lock, M08 X 1.25, NI, Ss	2
	36	374162	(10000000–) Roller, Rwk	1
	37	51564	(10000000–) Washer, 0.53b 1.75d .12, Stl, PI	2
	38	397255	(10000000–) Spring, Cmpr, 0.85od .08wir 2.0l	2
	39	20178	(10000000–) Screw, Hex, .38–16 X 5.50, G5	2
	40	32486	(10000000–) Washer, Flt .50 SAE	2
	41	39312	(10000000–) Nut, Hex, Std, M10 X 1.5	1
	42	76099	(10000000–) Screw, Hex, M8 X 1.25 X 25, Fmg	2
	43	1029426	(10000000–) Tube, Rnd, 0.40id 0.50od 04.3l, Ss	2

▽ – Identifies an assembly

▲ – Identifies parts included in assembly

STANDARD PARTS

Fig. 15 – Scrub Head Drive Group, Model 900C, 900 mm (36 in)

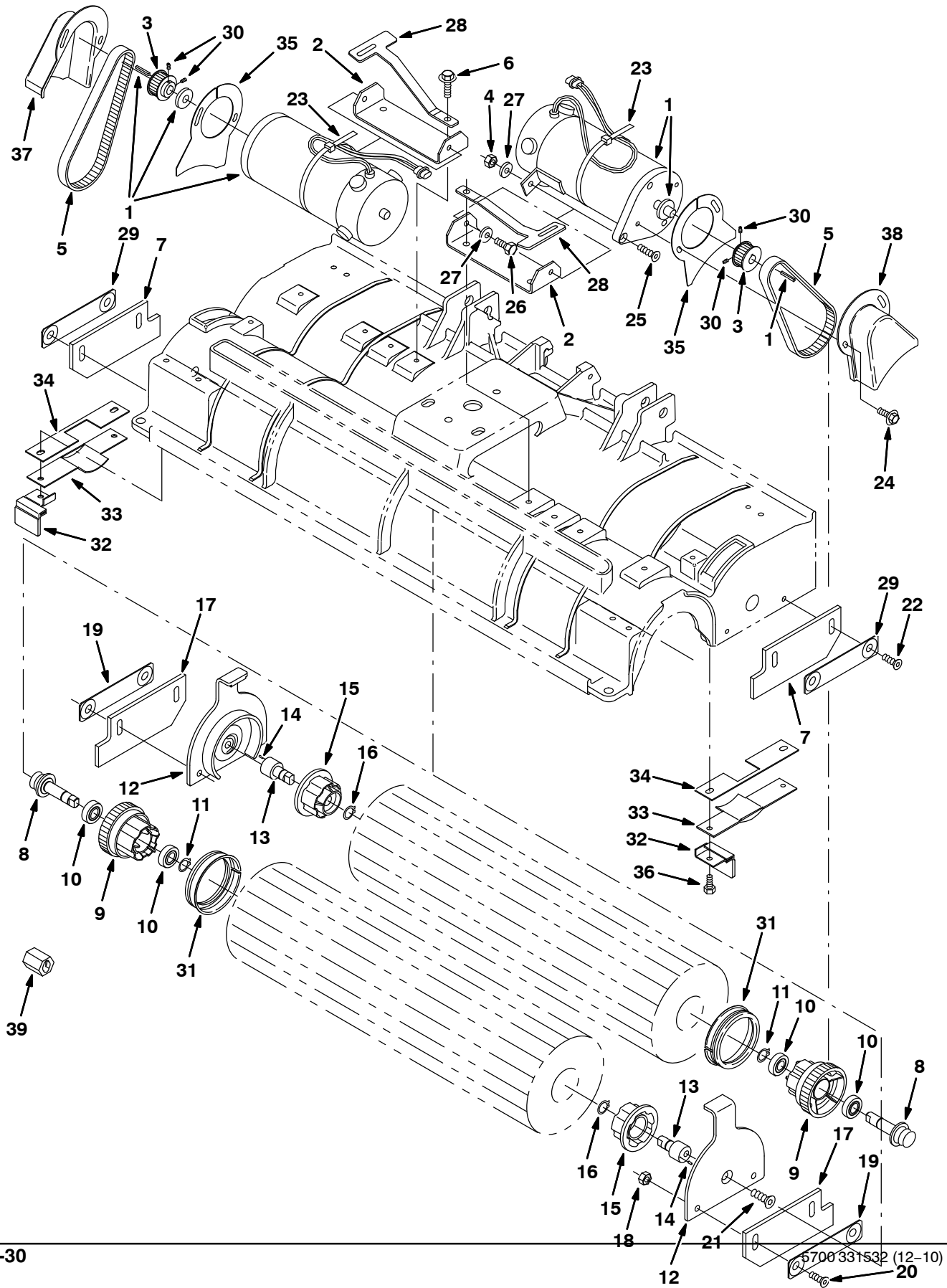


Fig. 15 – Scrub Head Drive Group, Model 900C, 900 mm (36 in)

NOTE: Scrub Head Kit, Tennant Part Number 222017, includes Fig. 15, and Fig. 16.

Ref.	Part No.	Serial Number	Description	Qty.
1	1038426	(10355043–) Motor, Ele, 36Vdc 1700Rpm 0.75Hp (See Breakdowns)	2
	375175	(10000000–10355042) Motor, Ele, 36Vdc 1700Rpm 0.75Hp (See Breakdowns)	2
2	223564	(10000000–) Bracket, Mounting, Motor	2
3	375195	(10000000–) Sprocket, Drive	2
4	08713	(10000000–) Nut–Hxlocnyln M 8X1.25 Reg Ss	4
5	377505	(10000000–) Belt, Replmt, Brush Drive, F/222201	2
6	76099	(10000000–) Scr–Hxfmg M8 X 1.25 25	4
7	222180	(10000000–) Skirt, Scrub Head	2
∇	222751	(10000000–) Plug Drive Assy	2
▲	8	222176	(10000000–) Shaft, Drive Plug	1
▲	9	1040931	(10000000–) Plug, Drive, Brush	1
▲	10	41360	(10000000–) Bearing–Ball,0.59B 1.26D 0.35W	2
▲	11	01516	(10000000–) Ring,Retain,Ex,0.59Od,Basic	1
∇	374082	(10000000–) Door Assy, Brush	2
▲	12	1044145	(10000000–) Door, Brush	1
▲∇	222752	(10000000–) Plug Idler Assy	1
▲▲	13	222177	(10000000–) Shaft, Idler Plug	1
▲▲	14	222184	(10000000–) Pin, Roll	1
▲▲	15	1057629	(10000000–) Plug, Idler, Brush [Sgl Brg]	1
▲▲	16	01516	(10000000–) Ring,Retain,Ex,0.59Od,Basic	1
▲	17	222180	(10000000–) Skirt, Scrub Head	1
▲	18	08713	(10000000–) Nut–Hxlocnylon M 8X1.25 Reg Ss	2
▲	19	222182	(10000000–) Bar, Support	1
▲	20	74077	(10000000–) Scr–Flt M8 X 1.25 25 Ss	2
▲	21	390996	(10000000–) Scr–Flt M10 X 1.5 20, Ss NI	1
	22	07810	(10000000–) Scr Flt M8 x 1.25 25	4
	23	44961	(10000000–) Tie, Cable 4.00D Max 14.50 Lg	2
	24	1034731	(10000000–) Screw, Hex, M6 X 1.00 X 16, Ss, Sems	4
	25	74077	(10000000–) Screw, Flat,M 8X1.25 Ss	2
	26	09740	(10000000–) Scr Hexssm 8X1.25	2
	27	01685	(10000000–) Washer, Flat, 0.38b 0.88d .08, Ss	6
	28	222209	(10000000–) Spring, Door	2
	29	222182	(10000000–) Bar, Support	2
	30	222818	(10000000–) Scr–Set 8–32 X .25 Nylon Loc	4
	31	222820	(10000000–) Seal, Ring	2
	32	223568	(10000000–) Skirt, Deflector	2
	33	223566	(10000000–) Bracket, Shield	2
	34	223569	(10000000–) Gasket, Shield	2
	35	223563	(10000000–) Shield, Belt	2
	36	15675	(10000000–) Screw, Hex, M8 X 1.25 X 16, Ss	4
	37	223560	(10000000–) Guard, Belt, Rh	1
	38	223561	(10000000–) Guard, Belt, Lh	1
	39	1010506	(10000000–) Tool, Removal, Shaft, F/ 222176	1

∇ – Identifies an assembly

▲ – Identifies parts included in assembly

STANDARD PARTS

Fig. 16 – Scrub Head Frame Group, Model 900C, 900 mm (36 in)

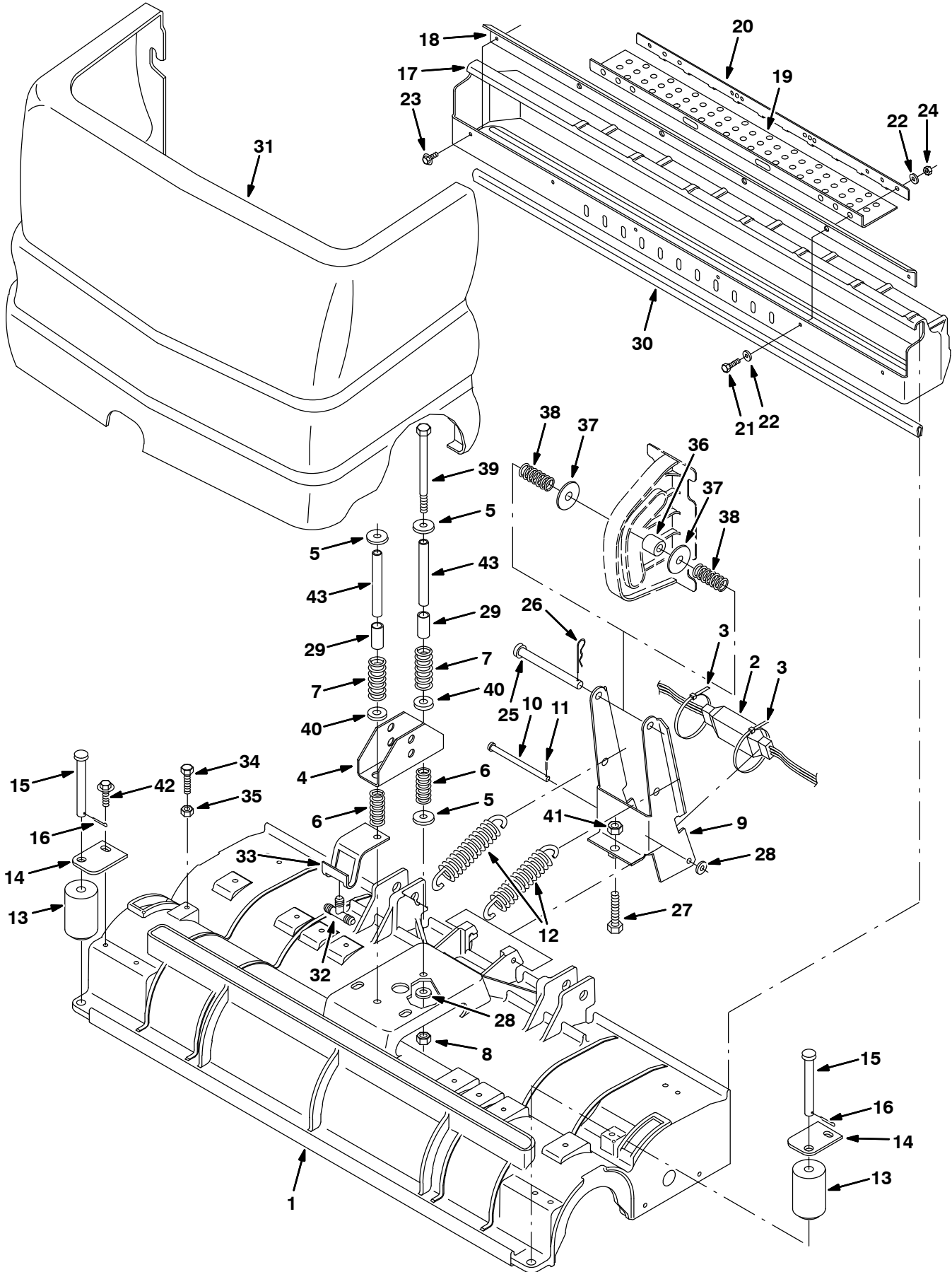


Fig. 16 – Scrub Head Frame Group, Model 900C, 900 mm (36 in)

NOTE: Scrub Head Kit, Tennant Part Number 222017, includes Fig. 15, and Fig. 16.

Ref.	Part No.	Serial Number	Description	Qty.	
1	1022252	(10000000–) Housing, Cyl, Mach, 900mm	1	
2	222835	(10000000–) Harness, Wire, Cyl Head, Elec	1	
3	49263	(10000000–) Tie Cable 3.00D Max 11.41Lg	2	
4	1012088	(10000000–) Bracket, Mtg, Spring	1	
5	32662	(10000000–) Washer, Flat, 0.38b 1.22d .06, Ss	3	
6	63185	(10000000–) Spring,Comp,.84Odx.10Wire 2.0L	2	
7	45261	(10000000–) Sprng,Comp,0.74Idx.11Wire 2.5L	2	
8	59156	(10000000–) Nut, Hex, Lock, .38–16, NI, Ss	2	
9	222838	(10000000–) Bracket, Pivot	1	
10	222207	(10000000–) Pin, Clevis, 0.31Dia X4.5Lg	1	
11	08346	(10000000–) Pin, Cotter .125X0.75	2	
12	222363	(10000000–) Spring, Tension	2	
13	222178	(10000000–) Roller, Bumper	2	
14	222179	(10000000–) Bracket, Mounting, Roller	2	
15	222196	(10000000–) Pin, Roller	2	
16	08346	(10000000–) Pin, Cotter .125X0.75	2	
▽	222826	(10000000–) Debris Tray Kit, 36 in	1	
▲	17	9005728	(10000000–) Tray, Debris, 36.0L, Afmkt [5680/5700]	1
▲	18	222205	(10000000–) Lip, Debris Tray, 36	1
▲	19	222669	(10000000–) Skirt, Debris Tray	1
▲	20	222670	(10000000–) Strip, Debris Tray	1
▲	21	09007	(10000000–) Scr–Hexssm6X1.0 25	4
▲	22	01684	(10000000–) Washer Flt .25 Ss	6
▲	23	74455	(10000000–) Scr–Hxfmg M6 X 1.0 20	2
▲	24	08708	(10000000–) Nut, Hex, Lock, M6 X 1.0, NI	4
25	222197	(10000000–) Pin, Clevis 0.50 Dia X 4.75Lg	1	
26	02942	(10000000–) Pin,Hair Cotter .12Wire 2.37SI	1	
27	05720	(10000000–) Scr–Hexssm10X1.5 40 Full Thd	1	
28	01685	(10000000–) Washer, Flat, 0.38b 0.88d .08, Ss	3	
29	140148	(10000000–) Sleeve, P/M, 0.50b 0.63d 1.4l, Stl PI	2	
30	374008	(10000000–) Channel	1	
31	9005801	(10000000–) Cover, Front, Teal, Afmkt, [5680/5700 Cyl]	1	
32	222536	(10000000–) Fitting–Plastic Tee 06Bm/06Bm/	1	
33	222523	(10000000–) Bracket, Hose Guide	1	
34	09023	(10000000–) Screw, Hex, M08 X 1.25 X 35, Ss	2	
35	08713	(10000000–) Nut, Hex, Lock, M08 X 1.25, NI, Ss	2	
36	374162	(10000000–) Roller, Rwk	1	
37	51564	(10000000–) Washer, 0.53b 1.75d .12, Stl, PI	2	
38	397255	(10000000–) Spring, Cmpr, 0.85od .08wir 2.0l	2	
39	20178	(10000000–) Screw, Hex, .38–16 X 5.50, G5	2	
40	32486	(10000000–) Washer, Flt .50 SAE	2	
41	39312	(10000000–) Nut, Hex, Std, M10 X 1.5	1	
42	76099	(10000000–) Screw, Hex, M8 X 1.25 X 25, Fmg	2	
43	1029426	(10000000–) Tube, Rnd, 0.40id 0.50od 04.3l, Ss	2	

▽ – Identifies an assembly

▲ – Identifies parts included in assembly

Fig. 17 – Recovery Tank Group

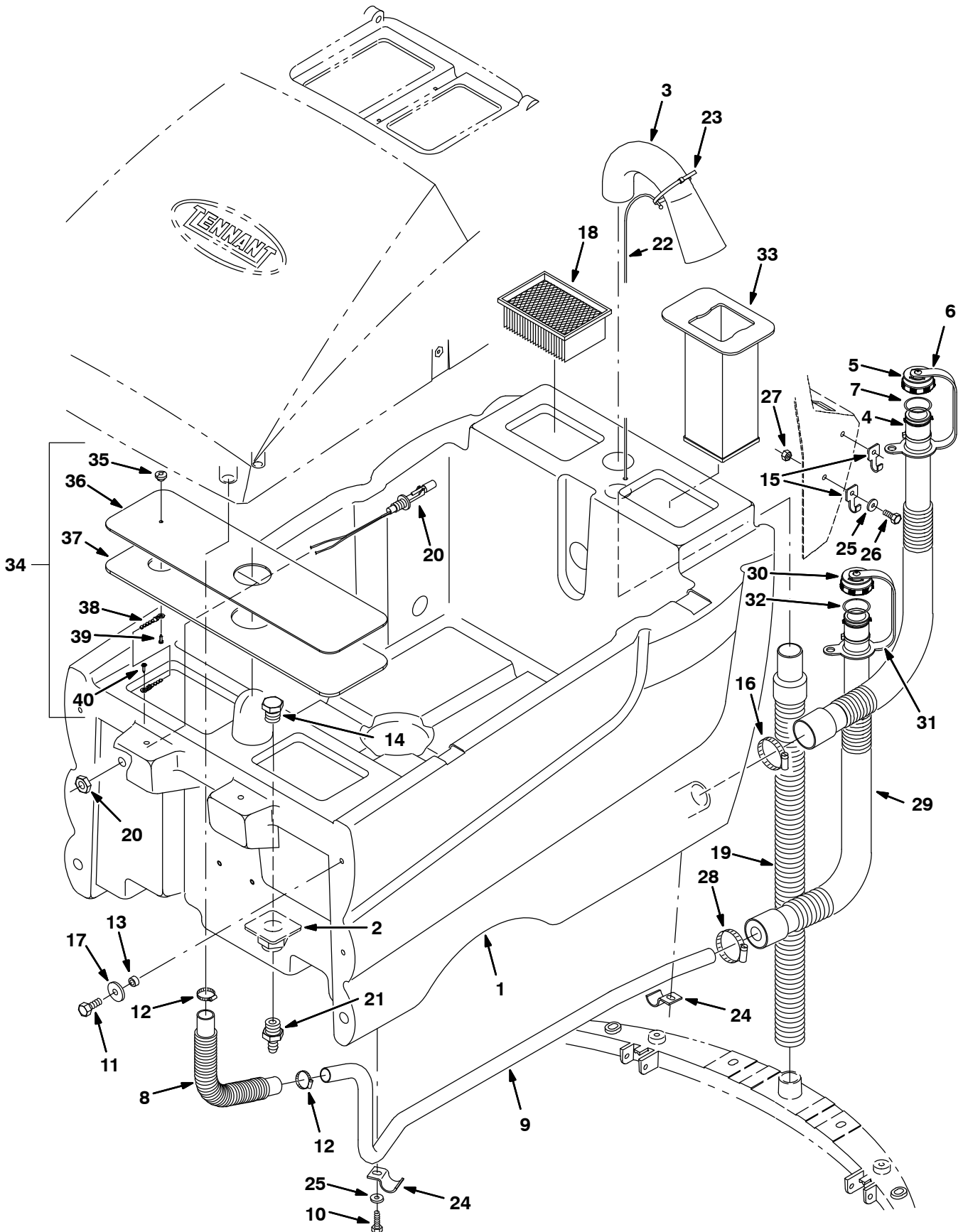


Fig. 17 – Recovery Tank Group

	Ref.	Part No.	Serial Number	Description	Qty.
▽	1	398440	(10000000–)) Tank, Recovery	1
▲	2	377349	(10000000–)) Fitting, Plstc, Pf12/Pf12, Bh	1
	3	222361	(10000000–)) Hose, Inlet Recovery Tank	1
▽	4	1011168	(10000000–)) Hose, Assembly, Drain, 25.7	1
▲▽	5	1008639	(10000000–)) Cap, Drain Assembly	1
▲▲	6	1019563	(10000000–)) Strap, Drain Cap	1
▲▲	7	1008637	(10000000–)) O Ring, 1.48" Id, 1.76" Od	1
	8	222194	(10000000–)) Hose, Drain, Flex	1
	9	222151	(10000000–)) Tube, Drain	1
	10	09740	(10000000–)) Scr–Hexssm 8X1.25 20	2
	11	12273	(10000000–)) Screw, Hex, M 8 X 1.25 X 20, Ss, NI	4
	12	11399	(10000000–)) Clamp–Wormdrive, 0.81– 1.50D	2
	13	222516	(10000000–)) Sleeve, P/M, 0.496d 0.318b 0.31l 430ss	4
	14	75611	(10000000–)) Ftg–Plug Npt 12Pm Rd Hd Plstc.	1
	15	222793	(10000000–)) Clip, Hose, Hanger	2
	16	22297	(10000000–)) Clamp–Wormdrive, 1.56–2.50d, .50w	1
	17	30013	(10000000–)) Washer, Flat, .31 Fender	4
	18	1037821	(10000000–)) Filter, Panl, Dust, 2.3 X 04.5 X 06.4	1
	19	374060	(10000000–)) Hose & Cuff Assy, Vacuum 1.51D 32L	1
	20	222822	(10000000–)) Switch, Float	1
	21	79273–1	(10000000–)) Ftg,Plstc,Cplg,Barb.75Pt–.50Hs	1
	22	222667	(10000000–)) Cable Assy, Hose Retainer	1
	23	49263	(10000000–)) Tie, Cable 3.00D Max 11.41Lg	1
	24	69234	(10000000–)) Clamp, Cable, 1.00D 0.62W Stl	2
	25	01685	(10000000–)) Washer, Flat, 0.38b 0.88d .08, Ss	4
	26	15675	(10000000–)) Scr Hexssm 8X1.25	2
	27	08713	(10000000–)) Nut–Hxlocnyln M 8X1.25 Reg Ss	2
	28	11531	(10000000–)) Clamp, Hose, Wormdrive, 1.06–2.00d	1
▽	29	1011167	(10000000–)) Hose, Assembly, Drain, 26.7	1
▲▽	30	1008639	(10000000–)) Cap, Drain Assembly	1
▲▲	31	1019563	(10000000–)) Strap, Drain Cap	1
▲▲	32	1008637	(10000000–)) O Ring, 1.48" Id, 1.76" Od	1
	33	1042996	(10000000–)) Screen, Debris, [5680/5700] (Optional)	1
▽	34	9008164	(10000000–)) Cover Kit, Recvy Tank, Retro[5680/5700]	1
▲	35	240239	(10480874–)) Knob, Rnd, 0.75d 0.50l, 10–24 Fem	1
▲	36	1062741	(10480874–)) Cover, Tank, Recvy [5680/5700]	1
▲	37	1062846	(10480874–)) Gasket, Cover [5680/5700]	1
▲	38	621443	(10480874–)) Chain, Ball, 10, 0157mml, Ss	1
▲	39	605975	(10480874–)) Screw, Trs, Phl, 10–24 X 0.50, Sems, Ss	1
▲	40	222267	(10480874–)) Screw, Pan, Phl, 06–20 X 0.50, Fmg/Ab	1

▽ – Identifies an assembly

▲ – Identifies parts included in assembly

Fig. 18 - Solution Tank Group

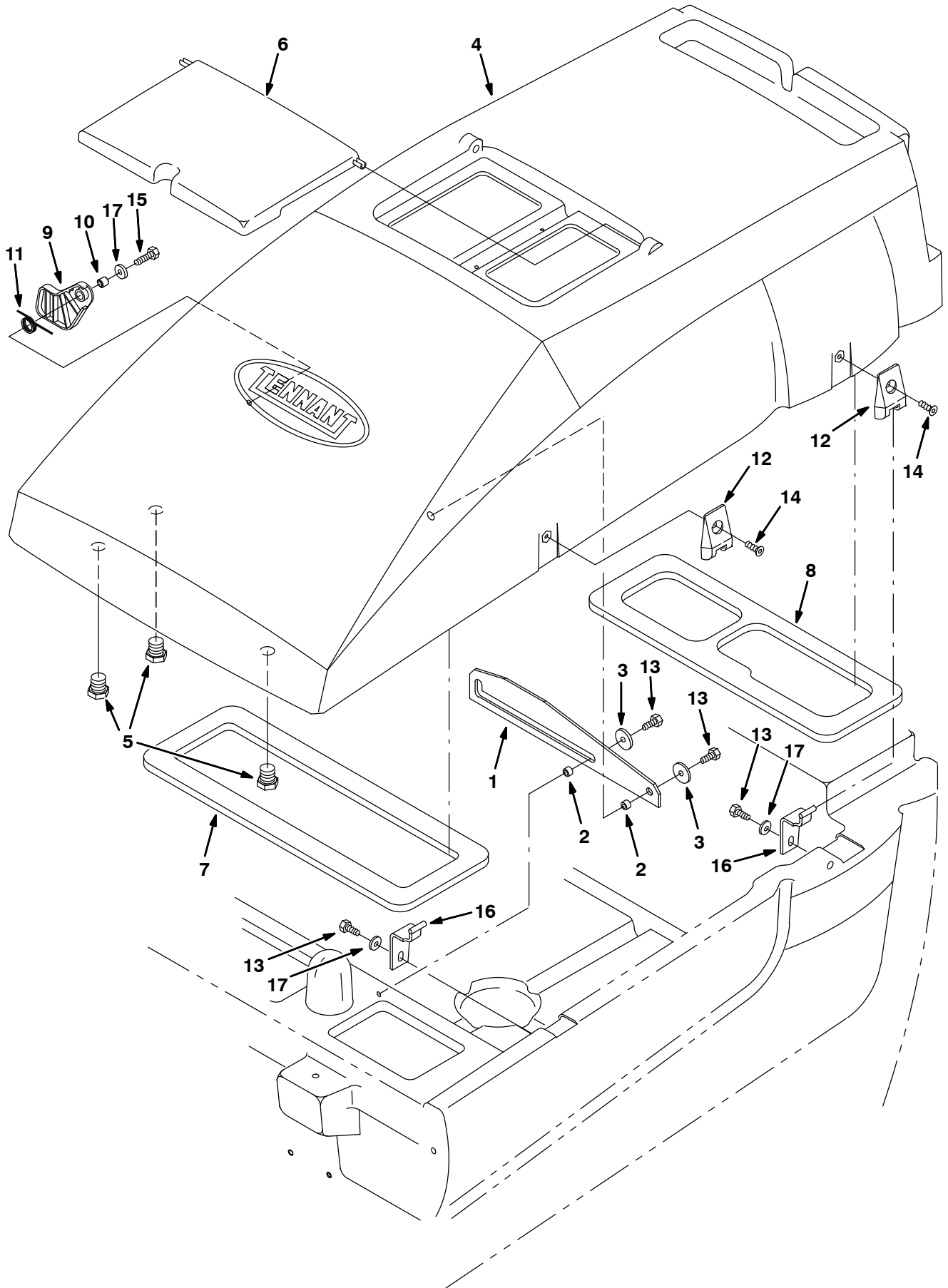


Fig. 18 – Solution Tank Group

Ref.	Part No.	Serial Number	Description	Qty.
1	397705	(10000000–) Bracket, Prop Arm	1
2	222516	(10000000–) Sleeve, .318B .496D .312 Ss	2
3	30013	(10000000–) Washer–Flt .31 Fender Pltd	2
4	398430	(10000000–) Tank, Solution	1
5	75611	(10000000–) Ftg–Plug Npt 12Pm Rd Hd Plstc.	3
6	222712	(10000000–) Cover, Solution Tank, w/Label	1
7	222120	(10000000–) Gasket, Tank, Front	1
8	222121	(10000000–) Gasket, Tank, Rear	1
9	222406	(10000000–) Stop, Tank	1
10	222460	(10000000–) Sleeve	1
11	222462	(10000000–) Spring, Torsion	1
12	222529	(10000000–) Hinge Leaf	2
13	09740	(10000000–) Scr–Hexssm 8X1.25 20	4
14	222463	(10000000–) Scr–Flt M 8X1.25 20 Blk Nyloc	2
15	12333	(10000000–) Scr–Hexssm 8X1.25 25 NylInloc	1
16	398485	(10000000–) Hinge Wldt, Leaf	2
17	01685	(10000000–) Washer, Flat, 0.38b 0.88d .08, Ss	3

Fig. 19 - Vacuum Fan Group

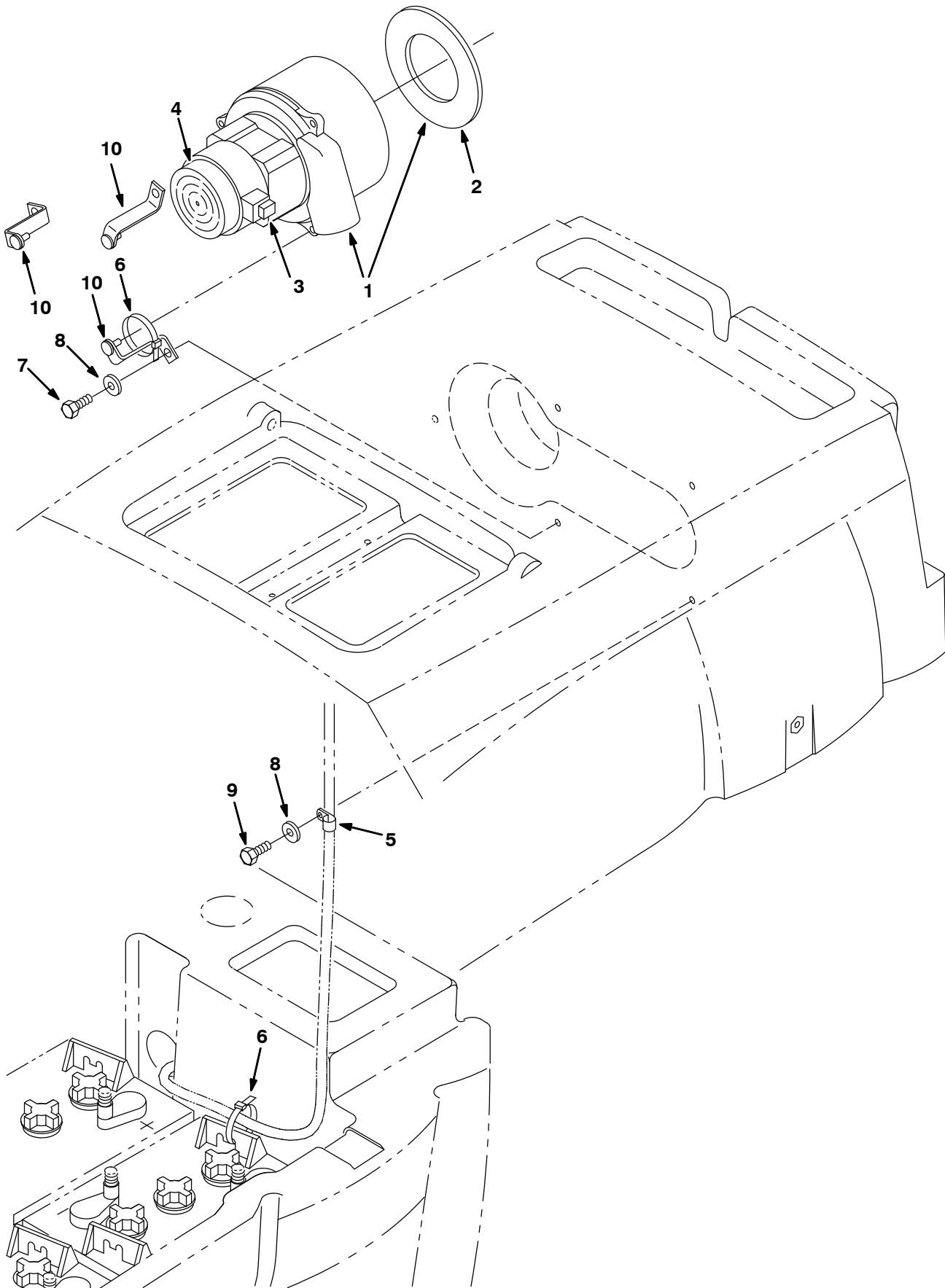


Fig. 19 – Vacuum Fan Group

	Ref.	Part No.	Serial Number	Description	Qty.
▽	1	9004054	(10355629–) Motor Kit, Vacuum, Replmt	1
▲	2	223264	(10355629–) Seal, Vac Fan	1
▲	3	1041772	(10355629–) Brush Kit, Motor, Fan [1 Kit = 2 Brsh]	1
▲	4	1041766	(10355629–) Cover, Cooling Fan	1
▽	1	398520	(10000000–10355628) Fan Assy, Vacuum, 5.7d, 036vdc, 3 Stage	1
▲	2	223264	(10000000–10355628) Seal, Vac Fan	1
▲	3	398513	(10000000–10355628) Brush Kit, Motor, Fan [1 Kit = 2 Brsh]	1
▲	4	398511	(10000000–10355628) Housing	1
	5	40678	(10000000–) Clamp–Cable, 0.44D 0.62W	1
	6	49266	(10000000–) Tie, Cable 1.75D Max 7.50Lg	2
	7	12273	(10000000–) Screw, Hex, M08 X 1.25 X 20, Ss, NI	3
	8	01685	(10000000–) Washer, Flat, 0.38b 0.88d .08, Ss	4
	9	15675	(10000000–) Scr Hexssm 8X1.25 16	1
	10	222122	(10000000–) Bracket, Mounting, Vac Fan	3

▽ – Identifies an assembly

▲ – Identifies parts included in assembly

Fig. 20 – Solution Control Group

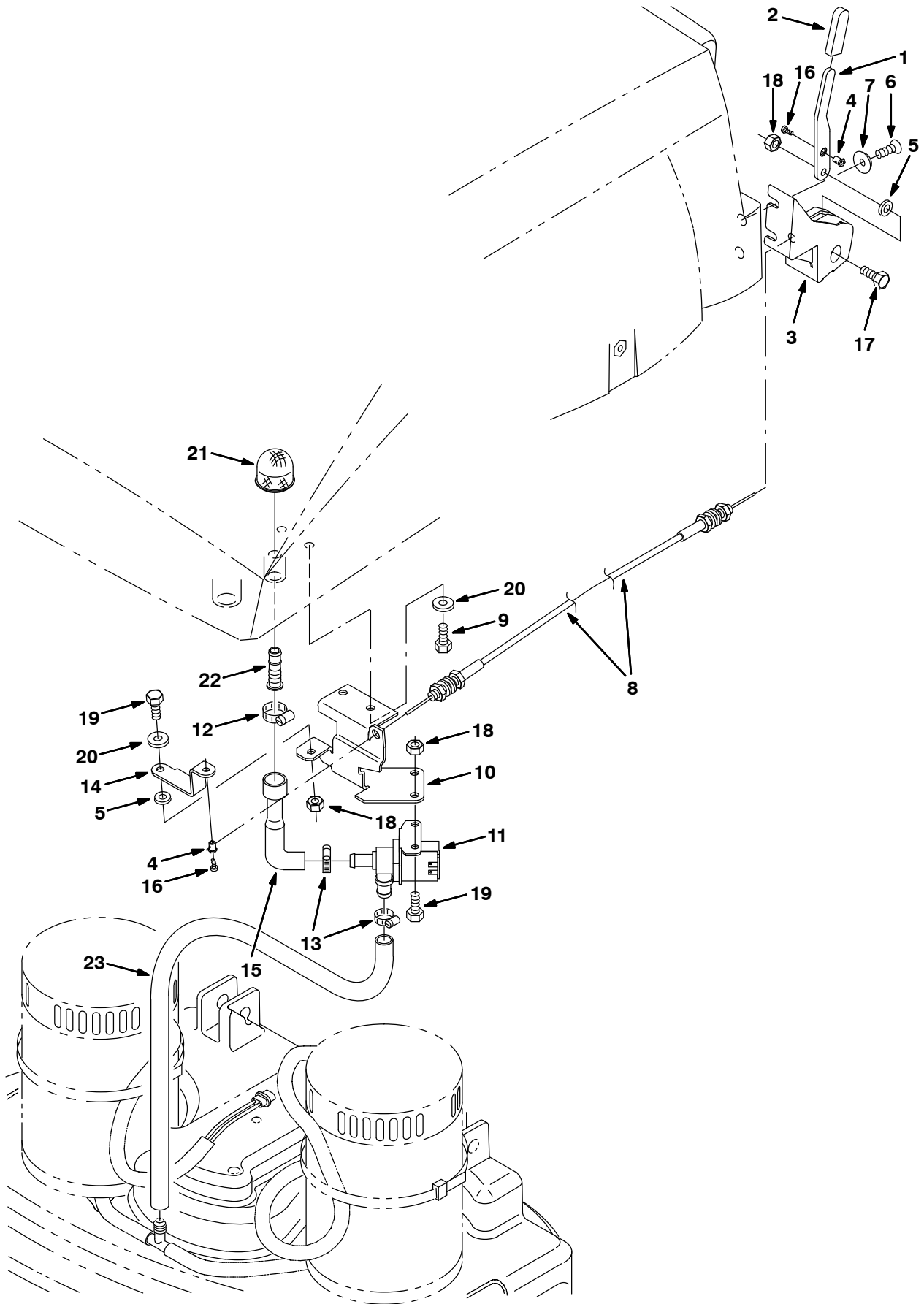


Fig. 20 – Solution Control Group

Ref.	Part No.	Serial Number	Description	Qty.
1	222185	(10000000–) Lever, Control	1
2	222190	(10000000–) Grip, Handle	1
3	222186	(10000000–) Housing, Control Lever	1
4	43242	(10000000–) Swivel	2
5	43454	(10000000–) Washer, .344B .69D .06Nylon	2
6	222463	(10000000–) Scr–Fit M 8X1.25 20 Blk Nyloc	2
7	222466	(10000000–) Washer, Finish M8 Blk	2
8	222188	(10000000–) Cable Assy, Water	1
9	15675	(10000000–) Screw, Hex, M08 X 1.25 X 16, Ss	2
10	397787	(10000000–) Bracket, Mtg, Valve	1
11	1062393	(10000000–) Valve, Water, Solenoid, 36vdc Bm10/Bm10	1
12	63810	(10000000–) Clamp, Hose, Wormdrive, 0.56–1.06d, .56w	1
13	54333	(10000000–) Clamp, Hose, Wormdrive, 0.31–0.88d, .31w	2
14	222097	(10000000–) Lever, Valve	1
15	397777	(10000000–) Hose, Rbr, E90, .62ld 0.81ld	1
16	32515	(10000000–) Screw, Pan, #08 –32 X 0.38	2
17	09011	(10000000–) Screw, Hex, M8 X 1.25 X 30, Ss	1
18	08713	(10000000–) Nut–Hxlocnyln M 8X1.25 Reg Ss	4
19	09740	(10000000–) Scr–Hexssm 8X1.25 20	3
20	01685	(10000000–) Washer, Flat, 0.38b 0.88d .08, Ss	3
21	222742	(10000000–) Screen, Drain	1
22	222728	(10000000–) Ftg Str Plastic	1
23	1024237	(10000000–) Hose, Afmkt, Pvc, Wir, 0.50id, 03ft, Clr	1

Fig. 21 - Battery Group

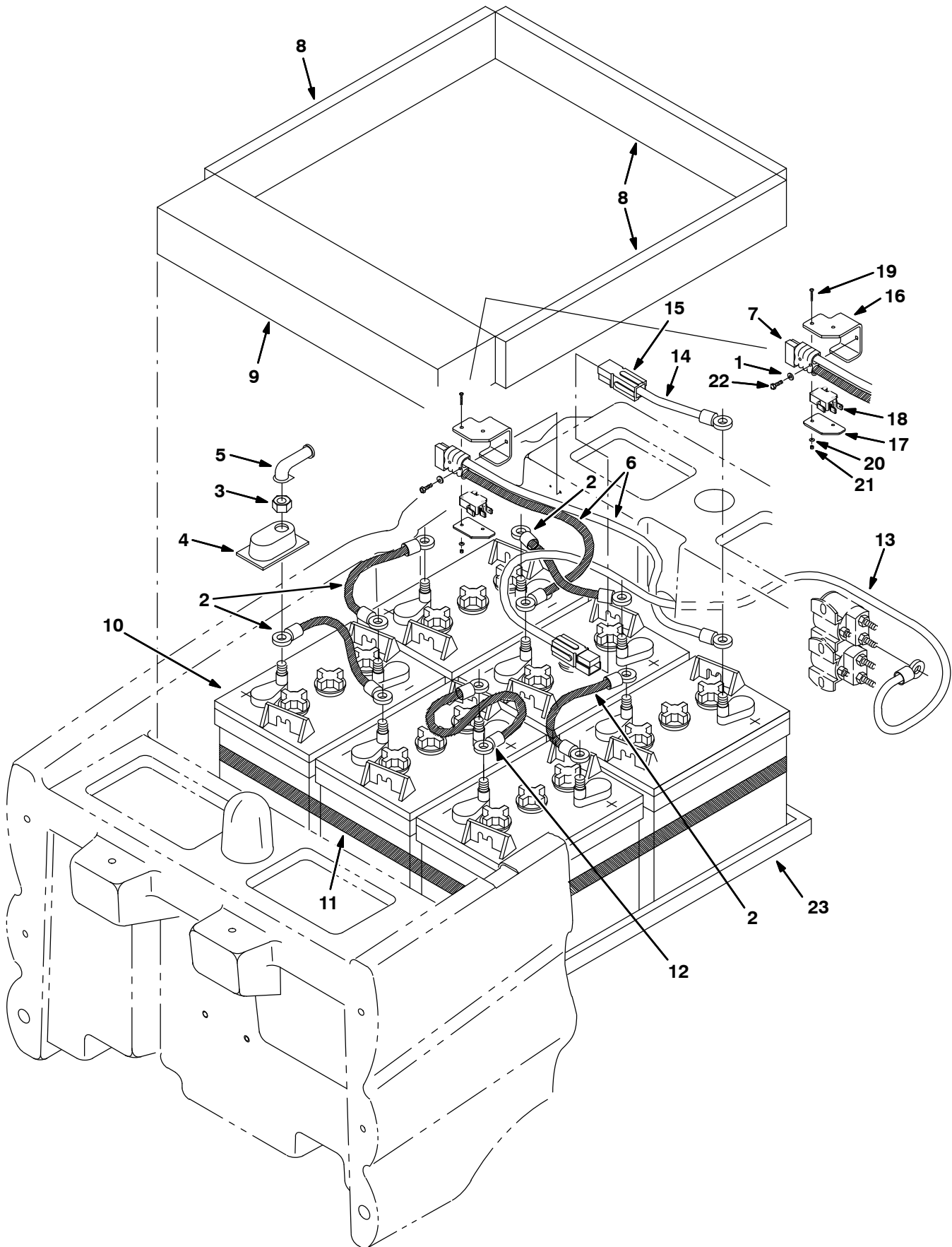


Fig. 21 – Battery Group

Ref.	Part No.	Serial Number	Description	Qty.	
1	01757	(10000000–) Washer, Lock, Int, M3 Ss	2	
2	63735	(10000000–) Cable Assy–Lead, 11.0, 6Ga	4	
3	87435	(10000000–) Nut, Hex, Flexlock, .31–18	12	
4	45962	(10000000–) Cover, Terminal, Poly	12	
5	02076	(10000000–) Boot, 90Deg .50D .57X .84	12	
▽	6	222217	(10000000–) Harness, Cable, Battery	1
▲	7	130155	(10000000–) Connector, Battery, 6Ga 50A, Gray[2 Cont]	1
▽		222778	(10000000–) Battery Kit 36V 235Ah Wet	1
▲	8	222473	(10000000–) Spacer, Battery .62X1.5X21.0	3
▲	9	222474	(10000000–) Spacer, Battery 3.0X4.3X21.0	1
▲	10	222280	(10000000–) Battery, 6V, Res Cap: 129 Wet	6
	11	222682	(10000000–) Strap, Poly, Webbing, 100" L	1
	12	63735	(10000000–) Cable Assy–Lead, 11.0, 6Ga	1
	13	397907	(10000000–) Wire Assy, Cable, 4ga, Red	1
▽	14	397908	(10000000–) Wire Assy, Cable, 4ga, Red	1
▲	15	1056046	(10000000–) Connector Assy, Anderson Pp120 W/ Cont	1
	16	1028907	(10000000–) Bracket, Connector [5700xp]	1
	17	1030332	(10000000–) Plate, Switch, Guard	1
	18	611006	(10000000–) Switch Kit, Rlr, Replmt	1
	19	06922	(10000000–) Screw, Pan, Phl, M3 X 0.50 X 20, 4.8	2
	20	01757	(10000000–) Washer, Lock, Int, M3, Ss	4
	21	01754	(10000000–) Nut, Hex, Std, M3 X 0.50, 8	2
	22	06923	(10000000–) Screw, Pan, Phl, M3 X 0.50 X 25, 4.8	2
	23	1057853	(10000000–) Tray, Battery, [5680/5700]	1

▽ – Identifies an assembly

▲ – Identifies parts included in assembly

Fig. 22 - Steering Control Group

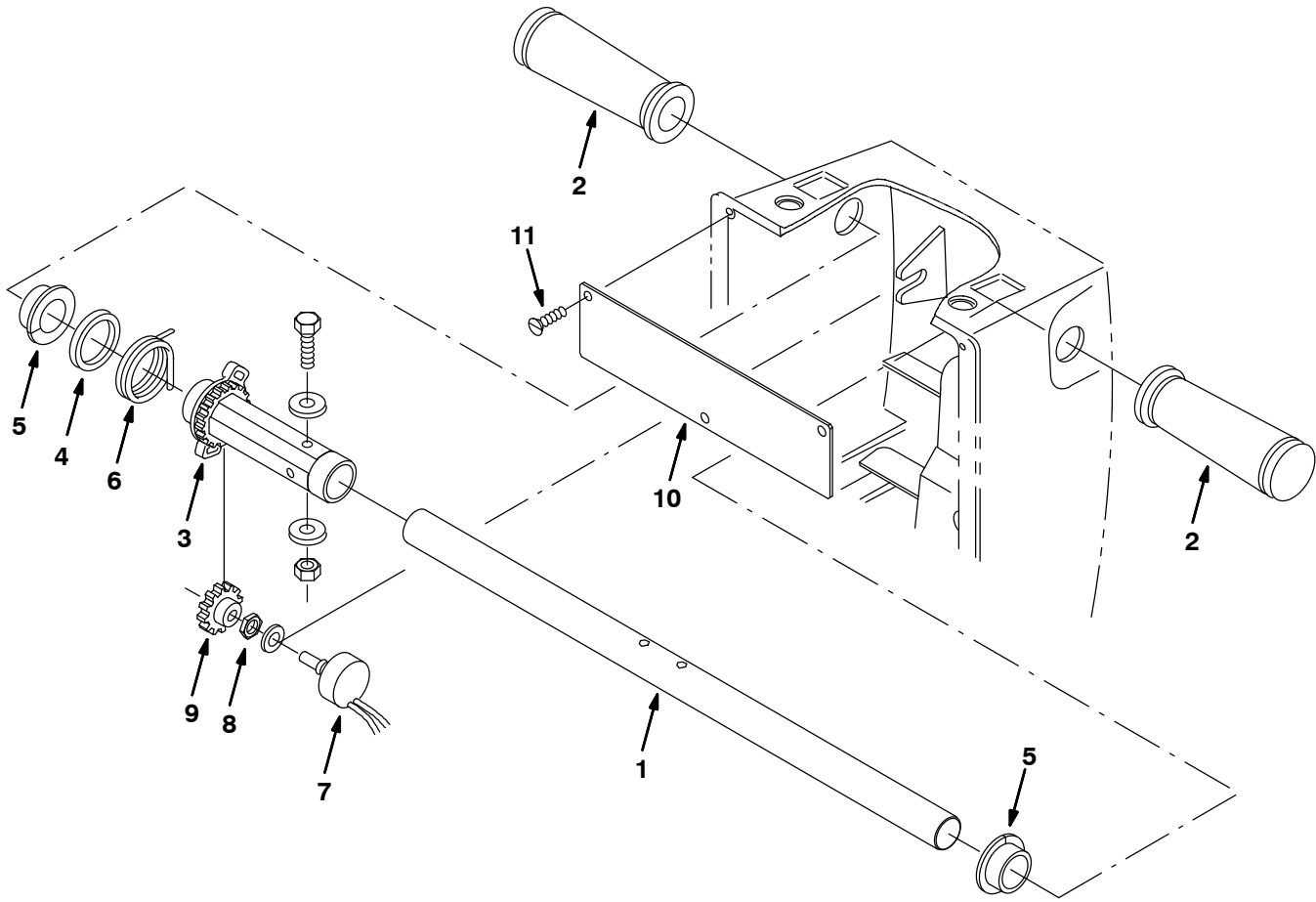


Fig. 22 – Steering Control Group

Ref.	Part No.	Serial Number	Description	Qty.
1	222740	(10000000–) Handle, Speed Control	1
2	222648	(10000000–) Grip, Handle, Round	2
3	222079	(10000000–) Gear, Speed Control	1
4	222501	(10000000–) Washer, Spacer, Speed Control	1
5	49514	(10000000–) Bearing, Snap .875 Bore	2
6	222081	(10000000–) Spring, Torsion Centering	1
7	222287	(10000000–) Potentiometer Assy, Electronic	1
8	222607	(10000000–) Nut–Hx Thin .38–32	1
9	27974	(10000000–) Gear, 28 T. 24P	1
10	222083	(10000000–) Plate, Shield	1
11	222465	(10000000–) Scr–Fit M3x0.5 6 SS18–8	2

Fig. 23 – Operator Console Group

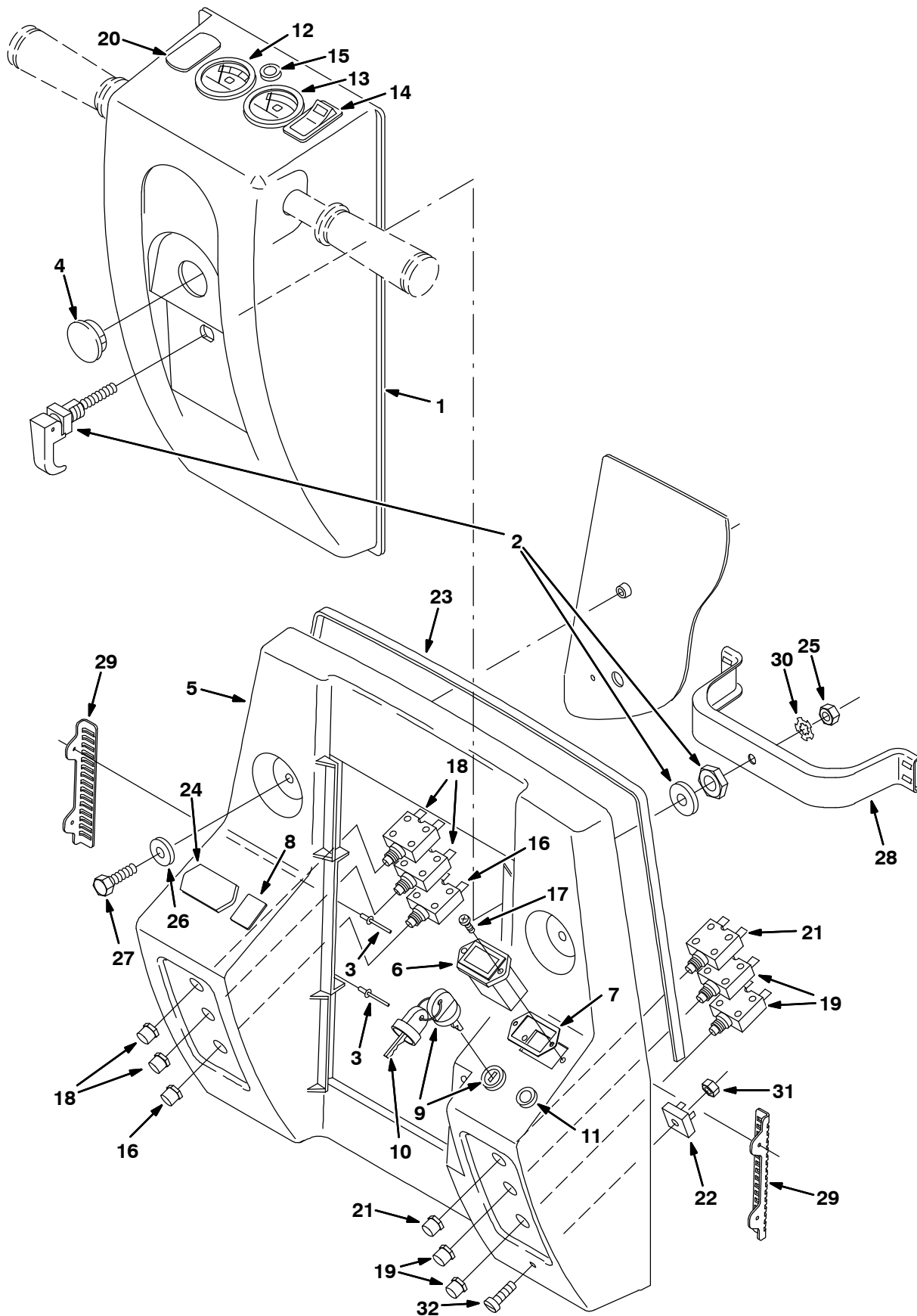


Fig. 23 – Operator Console Group

Ref.	Part No.	Serial Number	Description	Qty.	
1	369761	(10000000–)) Kit, Shroud And Label, Std	1	
2	222225	(10000000–)) Latch	1	
3	34738	(10000000–)) Rivet, Blind, .125D X 0.32 X .25D, Stl	4	
4	76888	(10000000–)) Button, Plug, 1.25H .00–.12 [Black Nyl]	1	
5	368590	(10000000–)) Kit, Ci, Rplmt, Rear Panel	1	
6	377433	(10000000–)) Gauge, Hourmeter, 12–80vdc, Analog,Rt,.1	1	
7	222683	(10000000–)) Gasket, hourmeter	1	
8	222534	(10000000–)) Button, Plug, 1.1 X 1.1H [Black Nyl]	1	
▽	9	222282	(10000000–)) Switch	1
▲	10	222684	(10000000–)) Key, Set Of Two	1
11	374121	(10000000–)) Lamp Assy, Indicator, Green, 36Vdc	1	
12	222216	(10000000–)) Gauge, Voltmeter, 27–40Vdc 2.2D	1	
13	222215	(10000000–)) Gauge,Brush Pressure 2.25	1	
14	398506	(10000000–)) Switch, Rocker, Dpst	1	
15	374122	(10000000–)) Lamp Assy, Indicator, Red, 36Vdc	1	
16	383721	(10000000–)) Circuitbreaker, 10.0A	1	
17	222267	(10000000–)) Screw, Pan, #06–20 X 0.50, Fmg	2	
18	383723	(10000000–)) Circuitbreaker, 20.0A	2	
19	383724	(10000000–)) Circuitbreaker, 25.0A	2	
20	398501	(10000000–)) Switch, Rocker, Hole Plug	1	
21	383720	(10000000–)) Circuitbreaker, 5.0A	1	
22	10962	(10000000–)) Diode, Bridge 12 Amp	1	
23	222639	(10000000–)) Seal, Rbr, .12 X .38 X 36.0	1	
24	609969	(10000000–)) Plug, Hole, Hourmeter, Blk	1	
25	39311	(10000000–)) Nut, Hex, Std, M08 X 1.25	1	
26	30013	(10000000–)) Washer–Flt .31 Fender Pltd	2	
27	39310	(10000000–)) Scr Hexssm 8X1.25 25	2	
28	222747	(10000000–)) Bracket, Locking, Shroud	1	
29	222879	(10000000–)) Bracket, Steering Adjustment	2	
30	41141	(10000000–)) Washer, Lock, Int–Ext, .31	1	
31	06549	(10000000–)) Nut, Hex, Lock, M05 X 0.8, NI	1	
32	06934	(10000000–)) Screw, Pan, M05 X 0.8 X 20, 4.8	1	

▽ – Identifies an assembly

▲ – Identifies parts included in assembly

Fig. 24 - Electrical Panel Group

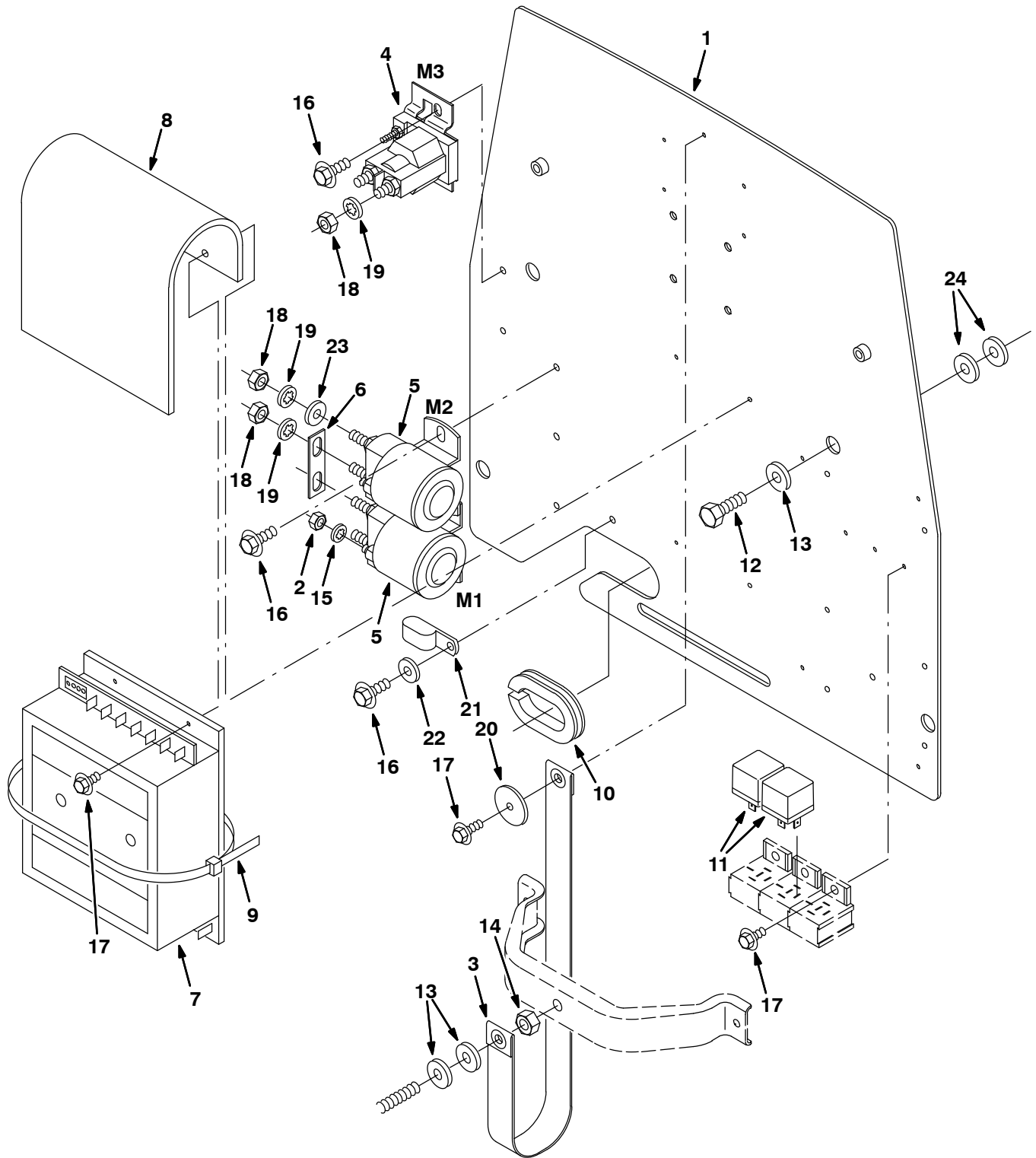


Fig. 24 – Electrical Panel Group

Ref.	Part No.	Serial Number	Description	Qty.
1	1007732	(10000000–) Plate Wldt, Ele, [5700]	1
2	01713	(10000000–) Nut, Hex, Std, #10–32, 2	2
3	222450	(10000000–) Strap, Lanyard	1
4	386810	(10000000–) Contactor, 36Vdc	1
5	45405	(10000000–) Contactor, 36Vdc	2
6	769251	(10000000–) Busbar, .06 0.6w 2.1l 2/.34x.63slot	1
7	222220	(10000000–) Controller, Propel	1
8	222580	(10000000–) Guard, Splash, Curtis Board	1
9	44961	(10000000–) Tie, Cable 4.00 Max 14.50Lg	2
10	10632–13	(10000000–) Grommet,Rbr,1.50ld,For .19Matl	1
11	398526	(10000000–) Relay, 36Vdc, 9A, Spdt	2
12	12333	(10000000–) Scr–Hexssm 8X1.25 25 NylInloc	4
13	01685	(10000000–) Washer, Flat, 0.38b 0.88d .08, Ss	6
14	39311	(10000000–) Nut, Hex, Std, M08 X 1.25	1
15	32980	(10000000–) Washer, Lock, Int, #10	2
16	222158	(10000000–) Screw, Hex, M 6 X 1.0 X 10, Fmg	6
17	16944	(10000000–) Screw, Hex, M 4 X 0.7 X 10, Fmg	7
18	20170	(10000000–) Nut, Hex, Jam, .31–24	6
19	32984	(10000000–) Washer, Lock, Int, .31	6
20	41178	(10000000–) Washer, Flat, 0.25 Fender	1
21	1009318	(10000000–) Clamp, Cable, Stl, 0.6x1.2x0.75w, 1h	1
22	32490	(10000000–) Washer, Flat, 0.25 Std	1
23	39349	(10000000–) Washer, Flat, 0.31 Sae	2
24	13248	(10455248–) Washer, Flat, 0.40b 1.12d .12, Stl, Pl	8

Fig. 25 - Squeegee Lift Group

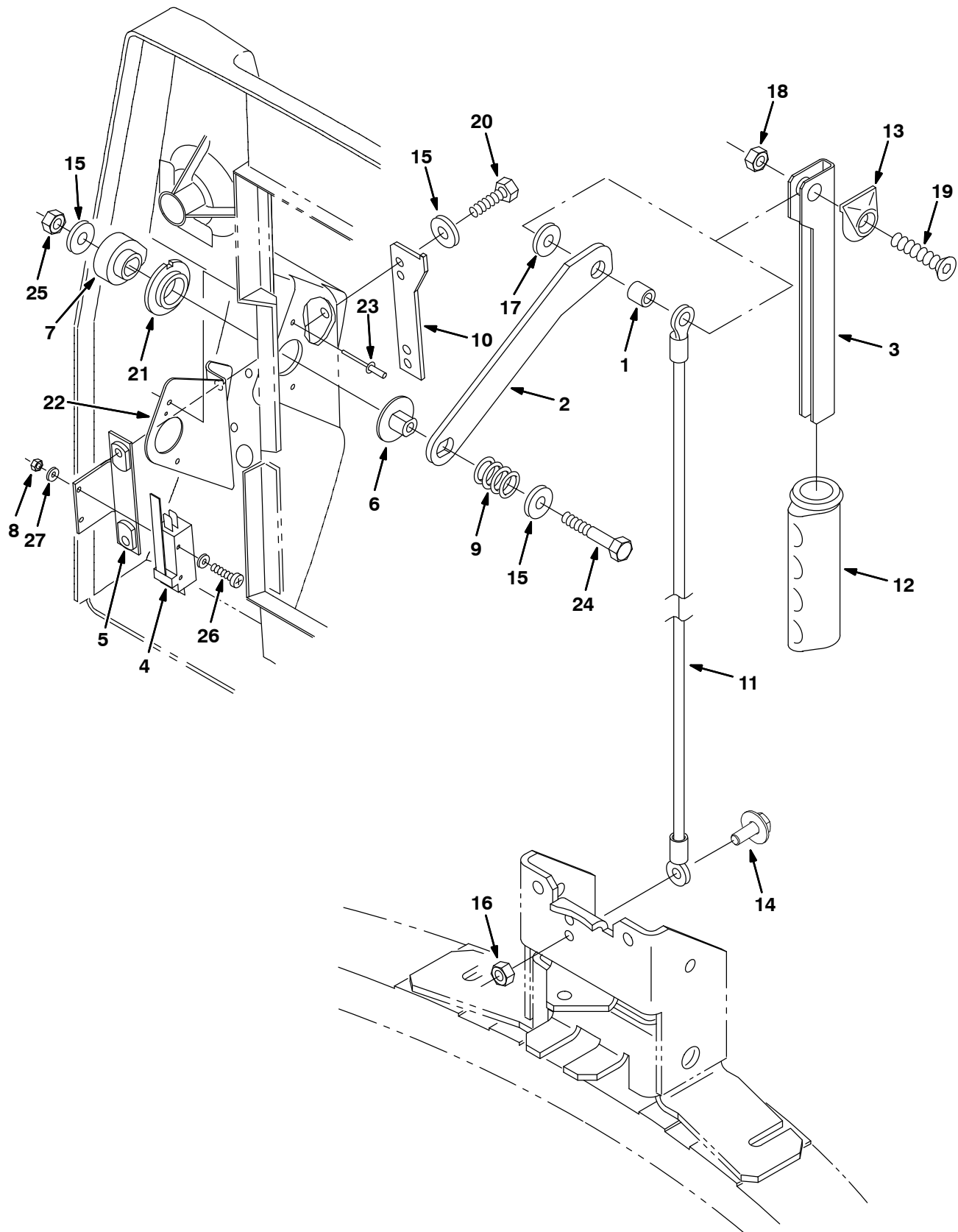


Fig. 25 – Squeegee Lift Group

Ref.	Part No.	Serial Number	Description	Qty.
1	222460	(10000000–) Sleeve	1
2	222139	(10000000–) Lever, Squeegee Lift	1
3	222448	(10000000–) Lever, Squeegee Lift, Upper	1
4	1045175	(10000000–) Switch, Snap Actn, 250vac	1
5	222402	(10000000–) Bracket, Fan Switch	1
6	374745	(10000000–) Pivot, Squeegee Lift	1
7	222400	(10000000–) Cam, Fan Switch	1
8	01754	(10000000–) Nut, Hex, Std, M3 X 0.5, 8	2
9	57889	(10000000–) Sprng,Comp,0.59Idx.05Wire 0.6L	1
10	222138	(10000000–) Bracket, Catch	1
11	222227	(10000000–) Cable, Squeegee Lift	1
12	222647	(10000000–) Grip, Handle [Oblong]	1
13	222665	(10000000–) Bumper, Handle	1
14	1034731	(10000000–) Screw, Hex, M6 X 1.00 X 16, Sems, Ss	1
15	01684	(10000000–) Washer Flt .25 Ss	4
16	08712	(10000000–) Nut Hxlocnyln M 6X1.0 Reg Ss	1
17	01685	(10000000–) Washer, Flat, 0.38b 0.88d .08, Ss	1
18	08713	(10000000–) Nut–Hxlocnyln M 8X1.25 Reg18–8	1
19	79506	(10000000–) Scr–Flt M 8X1.25 30 Ss18–8	1
20	11329	(10000000–) Screw Hexssm 6X1.0 16 Nylonloc	2
21	222868	(10000000–) Bearing, Flange	1
22	222867	(10000000–) Plate, Squeegee Pivot	1
23	34738	(10000000–) Rivet, Pop–.125D X .32 X .25Dhd St	2
24	06948	(10000000–) Screw, Hex, M06 X 1.0 X 45, 8.8	1
25	08708	(10000000–) Nut, Hex, Lock, M06 X 1.0, NI	1
26	06923	(10000000–) Screw, Pan, M3 X 0.5 X 25, 4.8	2
27	01757	(10000000–) Washer, Lock, Int, M3 Ss	2

Fig. 26 – Squeegee Linkage Group

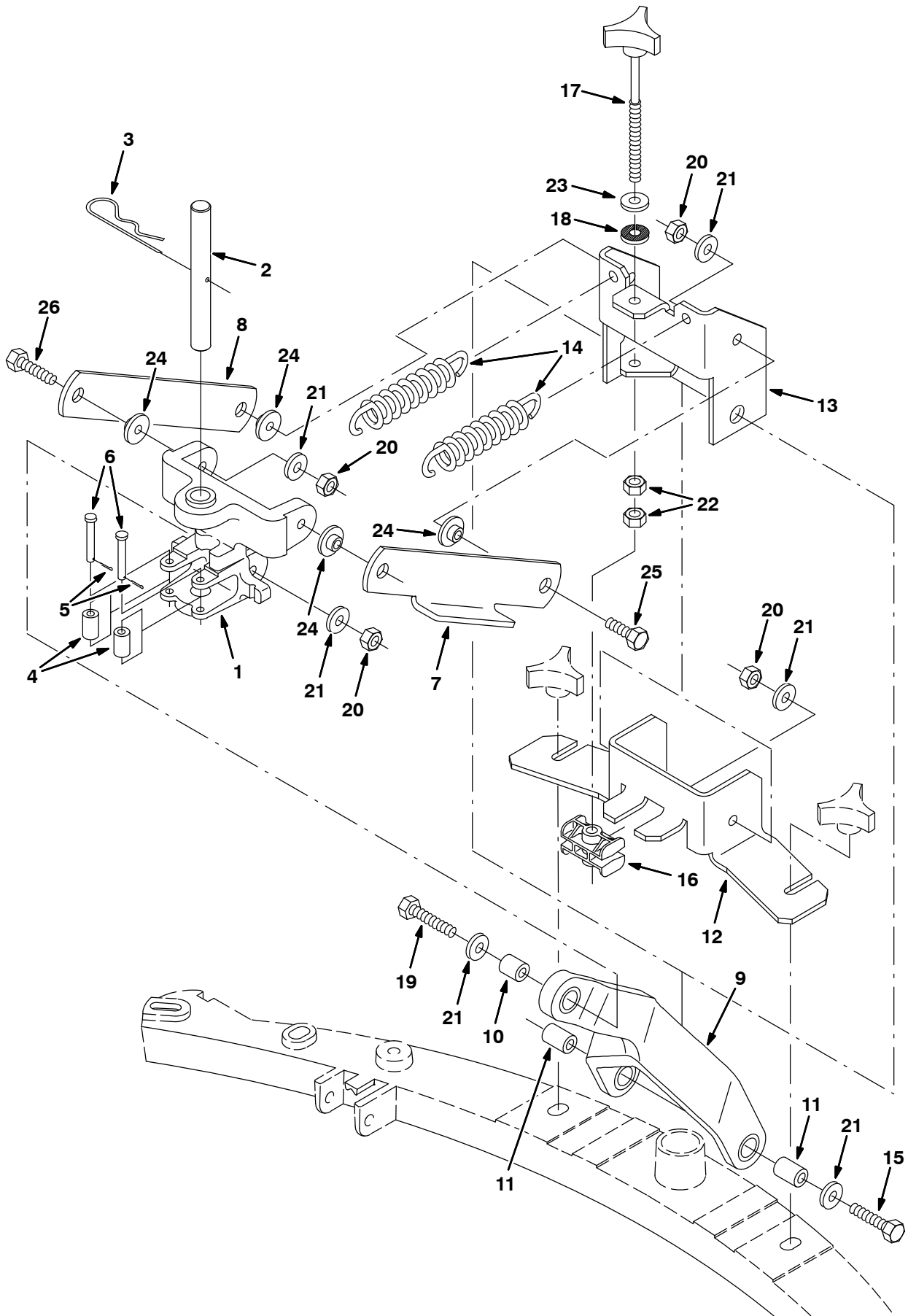


Fig. 26 – Squeegee Linkage Group

Ref.	Part No.	Serial Number	Description	Qty.
1	1030870	(10000000–) Block, Pivot, Machined	1
2	222239	(10000000–) Pin, Pivot Block	1
3	02942	(10000000–) Pin,Hair Cotter .12Wire 2.37SI	1
4	222468	(10000000–) Roller, Sqge Centering	2
5	08178	(10000000–) Pin, Cotter .062X0.75	2
6	05283	(10000000–) Pin, Clevis 6 Dia X 40 Lg	2
7	1018718	(10000000–) Link, Sqge, Upper, Lh	1
8	397820	(10000000–) Link, Sqge, Upper	1
9	222234	(10000000–) Link, Squeegee Lift, Lower	1
10	222248	(10000000–) Sleeve, .344B .62D.72 Bronze	1
11	222277	(10000000–) Sleeve, .344B .62D.93 Bronze	2
12	222230	(10000000–) Bracket, Linkage, Lower	1
13	222231	(10000000–) Bracket, Linkage, Upper	1
14	222236	(10000000–) Spring, Tension	2
15	09026	(10000000–) Scr Hexssm 8X1.25 40	2
16	222233	(10000000–) Block, Squeegee, Adjust	1
17	222153	(10000000–) Knob, W/M8 1.25X125Lg Stud	1
18	63416	(10000000–) Washer, .31OB .88D .12Rbr	1
19	222505	(10000000–) Scr Hexssm 8X1.25 45	1
20	08713	(10000000–) Nut–Hxlocnyln M 8X1.25 Reg Ss	7
21	01685	(10000000–) Washer, Flat, 0.38b 0.88d .08, Ss	10
22	07786	(10000000–) Nut Hx Ss M 8X1.25	2
23	01686	(10000000–) Washer Flt .38 Ss	1
24	80950	(10000000–) Bushing, Flng, 0.32b 0.50d 0.24l, Bnz	4
25	09010	(10000000–) Screw, Hex, M8 X 1.25 X 25, Ss	2
26	09023	(10000000–) Screw, Hex, M8 X 1.25 X 35, Ss, Fl	2

Fig. 27 – Squeegee Tight-Aisle Group, 550 mm (22 in)

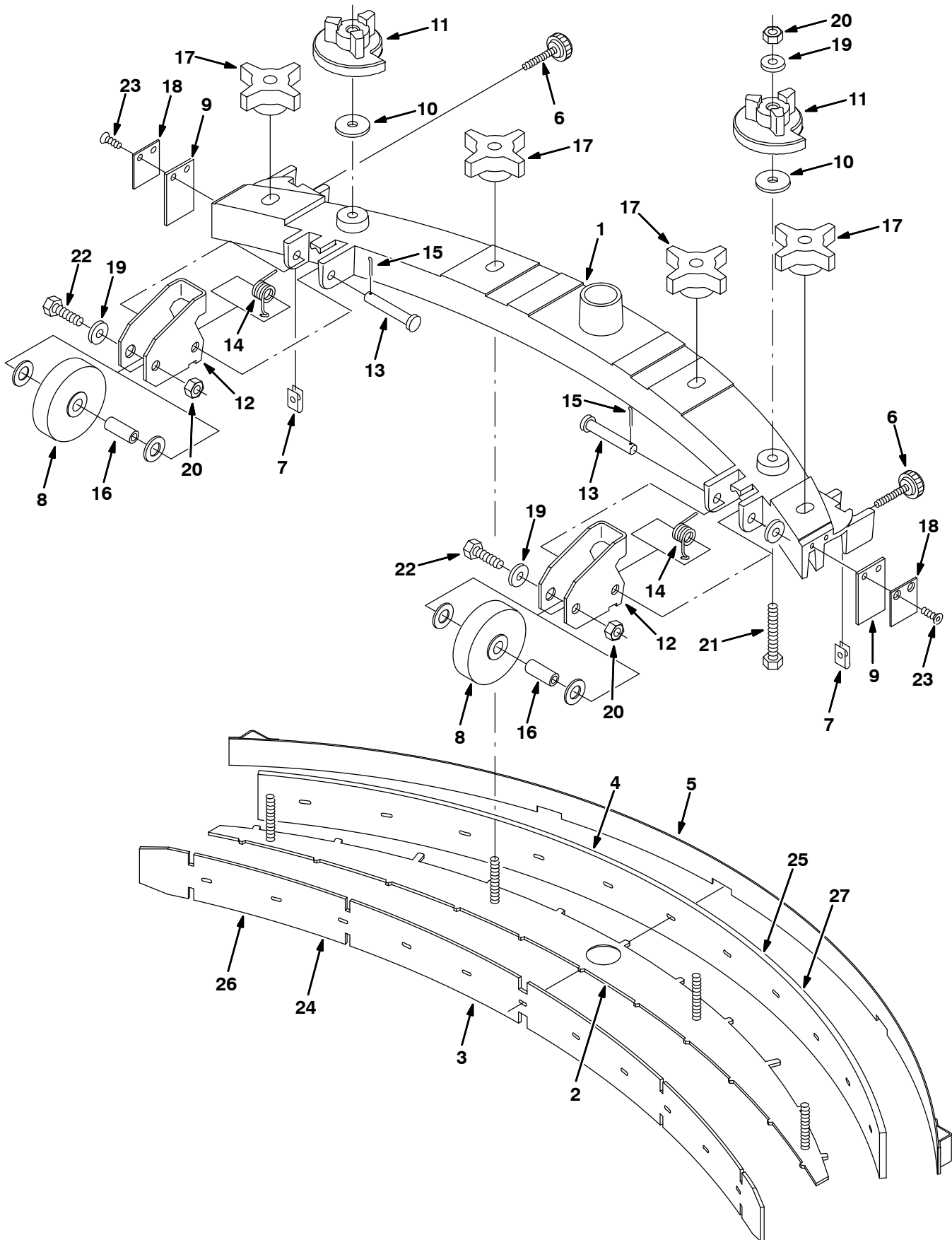


Fig. 27 – Squeegee Tight-Aisle Group, 550 mm (22 in)

Ref.	Part No.	Serial Number	Description	Qty.
▽	374032	(10000000–)) Squeegee Assembly, Tight-Aisle	1
▲	1 374033	(10000000–)) Frame, Sqge, Tight-Aisle	1
▲	2 374034	(10000000–)) Plate, Blade Retainer, Tight-Aisle	1
▲	3 374035	(10000000–)) Blade, Sqge, Front, 31.75l Rbr [22"]	1
▲	4 374036	(10000000–)) Blade, Sqge, Rear, 32.75l Linatex[700mm]	1
▲	5 374037	(10000000–)) Band Wldt, Sqge, Tight-Aisle	1
▲	6 222794	(10000000–)) Knob, W1.25–20X1.5Lg Stud	2
▲	7 82138	(10000000–)) Nut Speed, Retainer, .25–20 Thd	2
▲	8 222066	(10000000–)) Wheel, 3.0 Dia	4
▲	9 374039	(10000000–)) Blade, End, Sqge, Tight-Aisle	2
▲	10 222268	(10000000–)) Washer, .375B 1.25D .12Neopre	2
▲	11 222244	(10000000–)) Cam, Adj, Sqge	2
▲	12 222245	(10000000–)) Bracket, Mtg, Wheel	2
▲	13 222260	(10000000–)) Pin, Clevis, 0.37 Dia 2.25Lg	2
▲	14 222130	(10000000–)) Spring, Torsion, Wheel	2
▲	15 39005	(10000000–)) Pin, Cotter .094X0.75	2
▲	16 222497	(10000000–)) Sleeve	2
▲	17 370100	(10000000–)) Knob, 4 Prongs w/.31–8 Insert	4
▲	18 374040	(10000000–)) Retainer, Blade, End, Sqge, Tight-Aisle	2
▲	19 01685	(10000000–)) Washer, Flat, 0.38b 0.88d .08, Ss	6
▲	20 08713	(10000000–)) Nut–Hxlocnyln M 8X1.25 Reg Ss	4
▲	21 09767	(10000000–)) Scr Hexssm 8X1.25 70	2
▲	22 49694	(10000000–)) Scr Hex Ssm 8X1.25 50	2
▲	23 09120	(10000000–)) Scr Flt M 5X0.8 16	4
▽	374089	(10000000–)) Squeegee Kit, Tile, Tight-Aisle	1
▲	24 374085	(10000000–)) Blade, Sqge, Front, Tile, Tight-Aisle	1
▲	25 374086	(10000000–)) Blade, Sqge, Rear, Tile, Tight-Aisle	1
▽	374090	(10000000–)) Blade Kit, Sqge, Oil-Rstn, Tight-Aisle	1
▲	26 374087	(10000000–)) Blade, Sqge, Front, Pyu, Tight-Aisle	1
▲	27 374088	(10000000–)) Blade, Sqge, Rear, Pyu, Tight-Aisle	1

▽ – Identifies an assembly

▲ – Identifies parts included in assembly

Fig. 28 – Squeegee Group, Model 700, 700 mm (28 in)

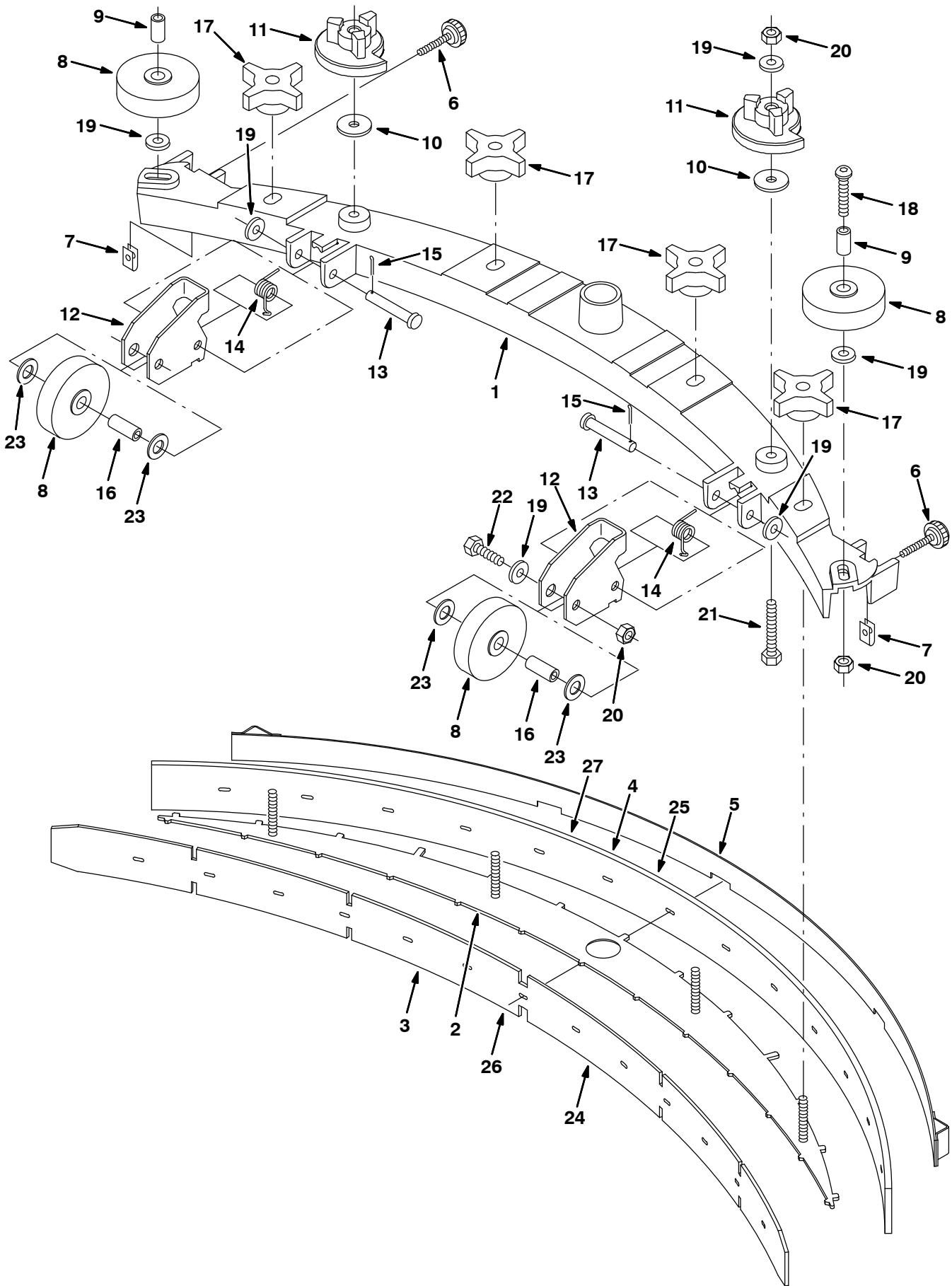


Fig. 28 – Squeegee Group, Model 700, 700 mm (28 in)

	Ref.	Part No.	Serial Number	Description	Qty.
▽		397751	(10000000–)) Kit, Ci, Sqge, Assy, [5680/5700] [700]	1
▲	1	222131	(10000000–)) Frame, Sqge 28"	1
▲	2	222368	(10000000–)) Plate, Blade Retainer 28"	1
▲	3	222381	(10000000–)) Blade, Sqge, Front, 38.97l Rbr [700mm]	1
▲	4	222382	(10000000–)) Blade, Sqge, Rear, 40.93l Linatex[700mm]	1
▲	5	222378	(10000000–)) Band Wldt, Sqge 28	1
▲	6	222794	(10000000–)) Knob, W1.25–20X1.5Lg Stud	2
▲	7	82138	(10000000–)) Nut Speed,Retainer, .25–20 Thd	2
▲	8	222066	(10000000–)) Wheel, 3.0 Dia	4
▲	9	222496	(10000000–)) Sleeve	2
▲	10	222268	(10000000–)) Washer, .375B 1.25D .12Neopre	2
▲	11	222244	(10000000–)) Cam, Adj, Sqge	2
▲	12	222245	(10000000–)) Bracket, Mtg, Wheel	2
▲	13	222260	(10000000–)) Pin, Clevis, 0.37 Dia 2.25Lg	2
▲	14	222130	(10000000–)) Spring, Torsion, Wheel	2
▲	15	39005	(10000000–)) Pin, Cotter .094X0.75	2
▲	16	222497	(10000000–)) Sleeve	2
▲	17	370100	(10000000–)) Knob, 4 Prongs w/.31–8 Insert	4
▲	18	397826	(10000000–)) Screw, Btn, M8 X 1.25 X 40, Ss18–8	2
▲	19	01685	(10000000–)) Washer, Flat, 0.38b 0.88d .08, Ss	8
▲	20	08713	(10000000–)) Nut–Hxlocnyln M 8X1.25 Reg Ss	6
▲	21	09767	(10000000–)) Scr Hexssm 8X1.25 70	2
▲	22	49694	(10000000–)) Scr Hex Ssm 8X1.25 50	2
▲	23	32486	(10000000–)) Washer, Flt, .50 Sae	4
▽		222422	(10000000–)) Blade Kit, Sqge, Rbr [700]	1
▲	24	222385	(10000000–)) Blade, Sqge, Tile, 38.97l [Linard, 28"]	1
▲	25	222387	(10000000–)) Blade, Sqge, Rear, 40.93l Gum [28"]	1
▽		222428	(10000000–)) Sqge Kit, Oil Res Ure [700]	1
▲	26	222391	(10000000–)) Blade, Sqge, Front, 38.97l [700mm]	1
▲	27	222389	(10000000–)) Blade, Sqge, Rear, 40.93l Pyu [28"]	1

▽ – Identifies an assembly

▲ – Identifies parts included in assembly

Fig. 29 - Squeegee Group, Model 800, 800 mm (32 in)

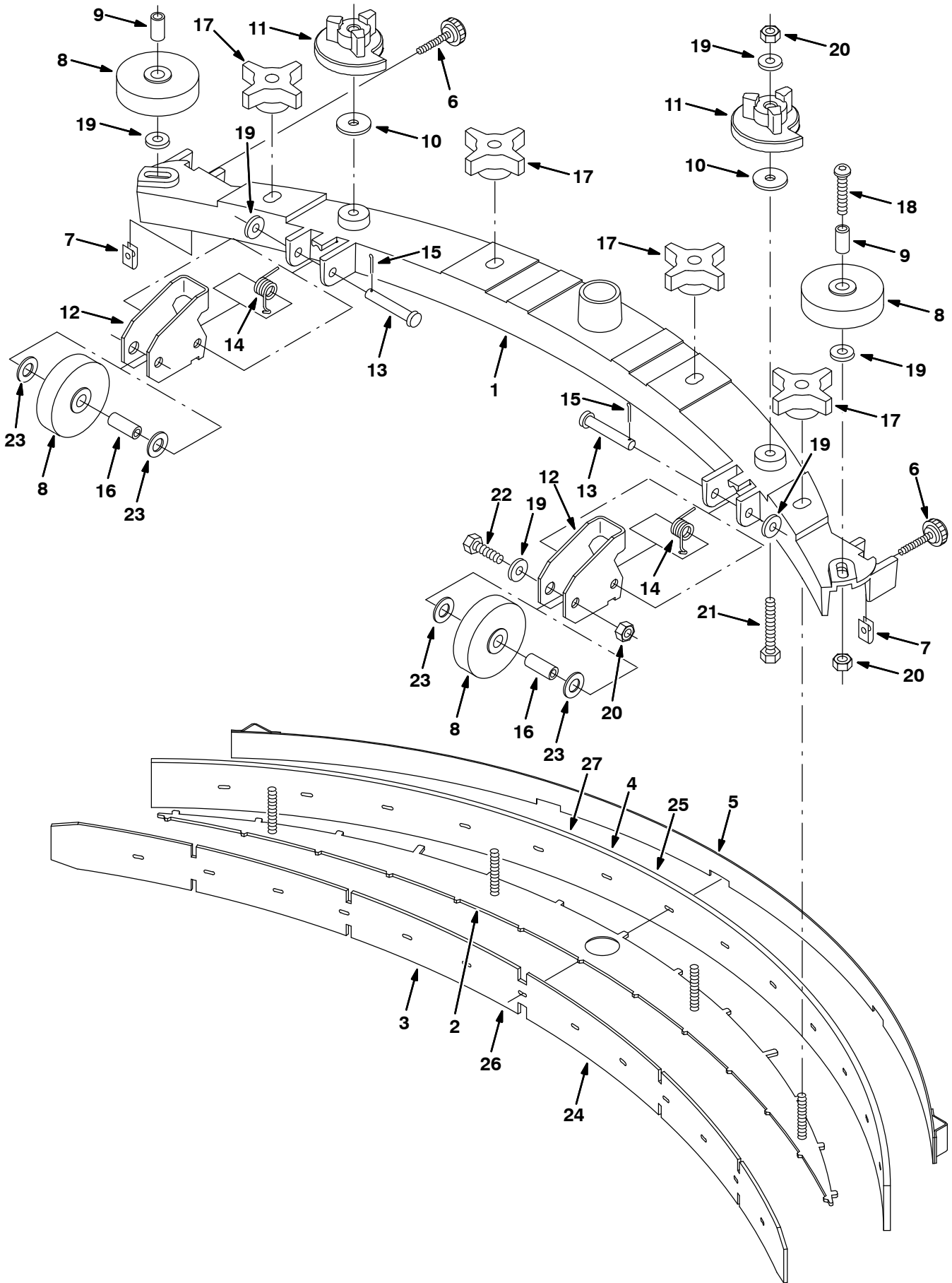


Fig. 29 – Squeegee Group, Model 800, 800 mm (32 in)

Ref.	Part No.	Serial Number	Description	Qty.
▽	397749	(10000000–)) Kit, Ci, Sqge, Assy, [5680/5700] [800]	1
▲	1 222134	(10000000–)) Frame, Squeegee 32"	1
▲	2 222240	(10000000–)) Plate, Blade Retainer 32	1
▲	3 222241	(10000000–)) Blade, Sqge, Front, 43.66l Rbr [800mm]	1
▲	4 222242	(10000000–)) Blade, Sqge, Rear, 45.65l Linatex [32"]	1
▲	5 222243	(10000000–)) Band Wldt, Sqge 32	1
▲	6 222794	(10000000–)) Knob, W1.25–20X1.5Lg Stud	2
▲	7 82138	(10000000–)) Nut Speed, Retainer, .25–20 Thd	2
▲	8 222066	(10000000–)) Wheel, 3.0 Dia	4
▲	9 222496	(10000000–)) Sleeve	2
▲	10 222268	(10000000–)) Washer, .375B 1.25D .12Neopre	2
▲	11 222244	(10000000–)) Cam, Adj, Sqge	2
▲	12 222245	(10000000–)) Bracket, Mtg, Wheel	2
▲	13 222260	(10000000–)) Pin, Clevis, 0.37 Dia 2.25Lg	2
▲	14 222130	(10000000–)) Spring, Torsion, Wheel	2
▲	15 39005	(10000000–)) Pin, Cotter .094X0.75	2
▲	16 222497	(10000000–)) Sleeve	2
▲	17 370100	(10000000–)) Knob, 4 Prongs w/.31–8 Insert	4
▲	18 397826	(10000000–)) Screw, Btn, M8 X 1.25 X 40, Ss18–8	2
▲	19 01685	(10000000–)) Washer, Flat, 0.38b 0.88d .08, Ss	8
▲	20 08713	(10000000–)) Nut–Hxlocnyln M 8X1.25 Reg Ss	6
▲	21 09767	(10000000–)) Scr Hexssm 8X1.25 70	2
▲	22 49694	(10000000–)) Scr Hex Ssm 8X1.25 50	2
▲	23 32486	(10000000–)) Washer, Flt, .50 Sae	4
▽	222423	(10000000–)) Blade Kit, Sqge, Rbr [800]	1
▲	24 222384	(10000000–)) Blade, Sqge, Tile, 43.66l [Linard, 32"]	1
▲	25 222386	(10000000–)) Blade, Sqge, Rear, 45.65l Gum [32"]	1
▽	222429	(10000000–)) Blade Kit, Sqge, Pyu [800]	1
▲	26 222392	(10000000–)) Blade, Sqge, Front, 43.66l Pyu [32"]	1
▲	27 222388	(10000000–)) Blade, Sqge, Rear, 45.65l Pyu [32"]	1

▽ – Identifies an assembly

▲ – Identifies parts included in assembly

Fig. 30 – Squeegee Group, Model 900, 900 mm (36 in)

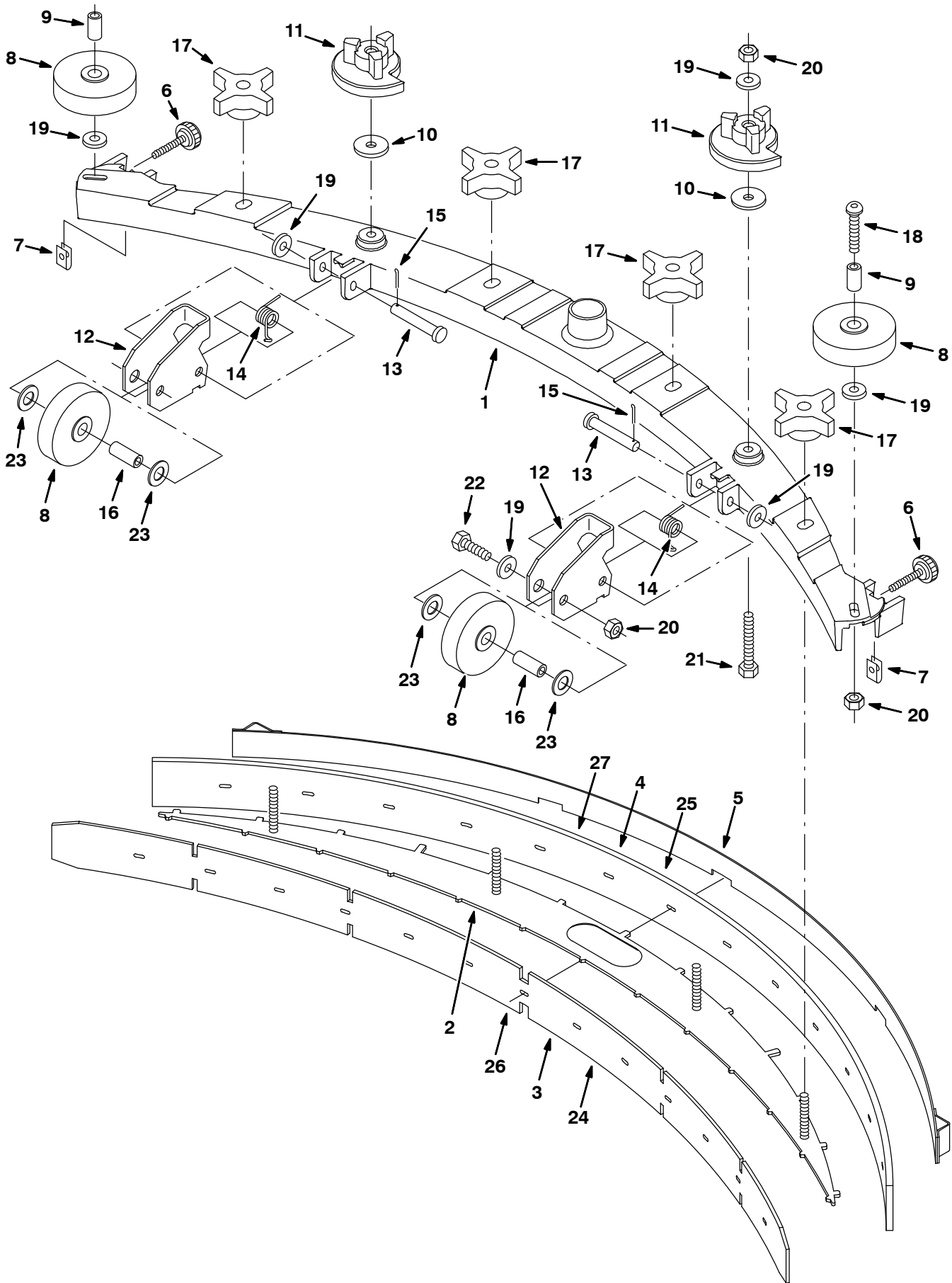


Fig. 30 – Squeegee Group, Model 900, 900 mm (36 in)

	Ref.	Part No.	Serial Number	Description	Qty.
▽		397750	(10000000–)) Kit, Ci, Sqge, Assy, [5680/5700] [900]	1
▲	1	1028029	(10000000–)) Frame, Sqge, 114cm [90cm/36]	1
▲	2	392211	(10000000–)) Plate, Blade Retainer 36"	1
▲	3	222413	(10000000–)) Blade, Sqge, Front, 47.41l Rbr [900mm]	1
▲	4	222415	(10000000–)) Blade, Sqge, Rear, 49.37l Linatex[900mm]	1
▲	5	222417	(10000000–)) Band Wldt, Sqge 36	1
▲	6	222794	(10000000–)) Knob, W1.25–20X1.5Lg Stud	2
▲	7	82138	(10000000–)) Nut Speed,Retainer, .25–20 Thd	2
▲	8	222066	(10000000–)) Wheel, 3.0 Dia	4
▲	9	222496	(10000000–)) Sleeve	2
▲	10	222268	(10000000–)) Washer, .375B 1.25D .12Neopre	2
▲	11	222244	(10000000–)) Cam, Adj, Sqge	2
▲	12	222245	(10000000–)) Bracket, Mtg, Wheel	2
▲	13	222260	(10000000–)) Pin, Clevis, 0.37 Dia 2.25Lg	2
▲	14	222130	(10000000–)) Spring, Torsion, Wheel	2
▲	15	39005	(10000000–)) Pin, Cotter .094X0.75	2
▲	16	222497	(10000000–)) Sleeve	2
▲	17	370100	(10000000–)) Knob, 4 Prongs w/.31–8 Insert	4
▲	18	397826	(10000000–)) Screw, Btn, M8 X 1.25 X 40, Ss18–8	2
▲	19	01685	(10000000–)) Washer, Flat, 0.38b 0.88d .08, Ss	8
▲	20	08713	(10000000–)) Nut–Hxlocnyln M 8X1.25 Reg Ss	6
▲	21	09767	(10000000–)) Scr Hexssm 8X1.25 70	2
▲	22	49694	(10000000–)) Scr Hex Ssm 8X1.25 50	2
▲	23	32486	(10000000–)) Washer, Flt, .50 Sae	4
▽		222424	(10000000–)) Blade Kit, Sqge, Rbr [900]	1
▲	24	222414	(10000000–)) Blade, Sqge, Tile, 47.41l [Linard, 36"]	1
▲	25	222416	(10000000–)) Blade, Sqge, Rear, 49.37l Gum [36"]	1
▽		222433	(10000000–)) Sqge Kit, Ure [900mm]	1
▲	26	222434	(10000000–)) Blade, Sqge, Front, 47.41l Ure, 5sl[36"]	1
▲	27	222435	(10000000–)) Blade, Sqge, Rear, 49.37l Ure [36"]	1

▽ – Identifies an assembly

▲ – Identifies parts included in assembly

Fig. 31 - Electrical Schematic, Standard & Fast Model

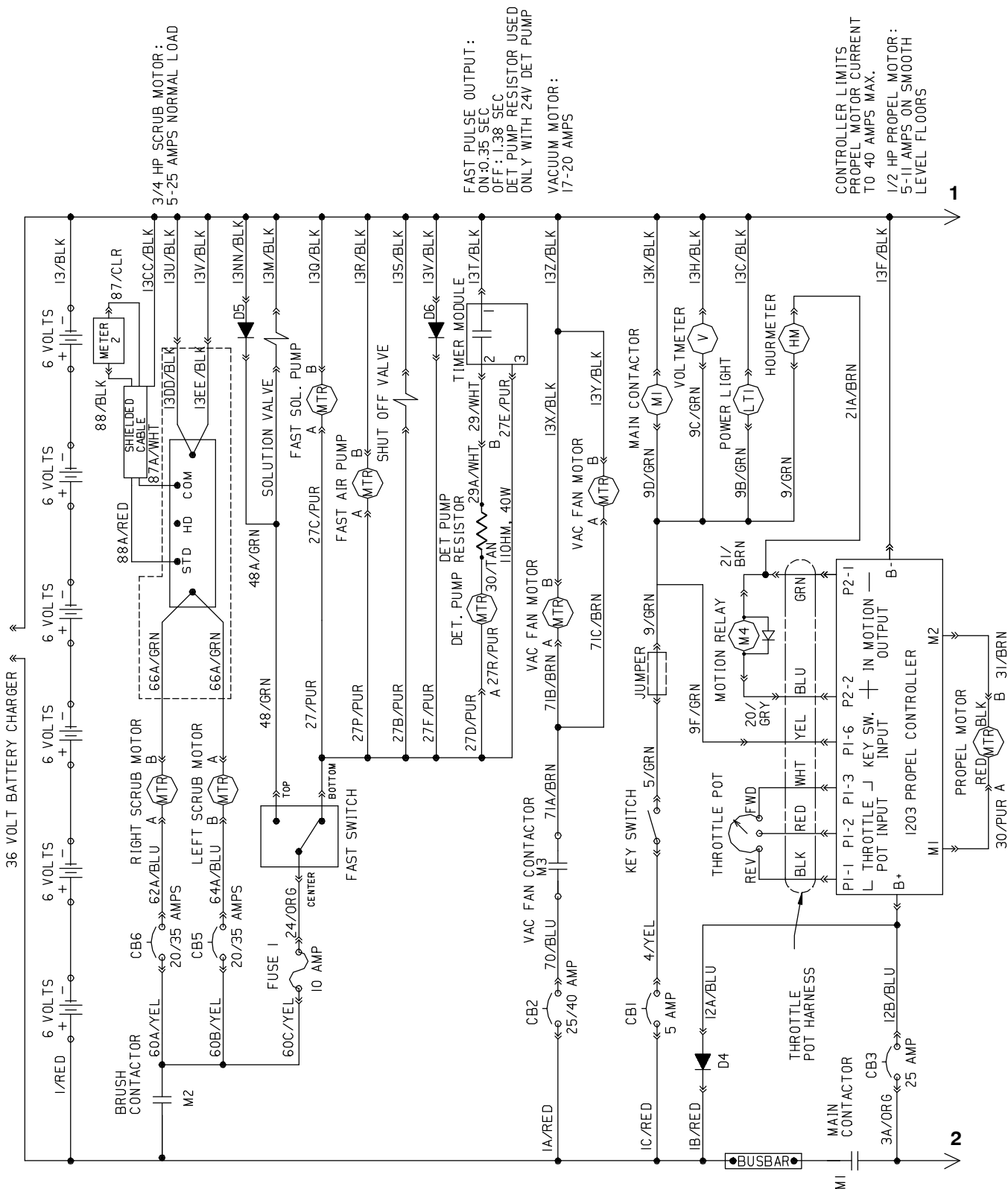


Fig. 31 - Electrical Schematic, Standard & Fast Model

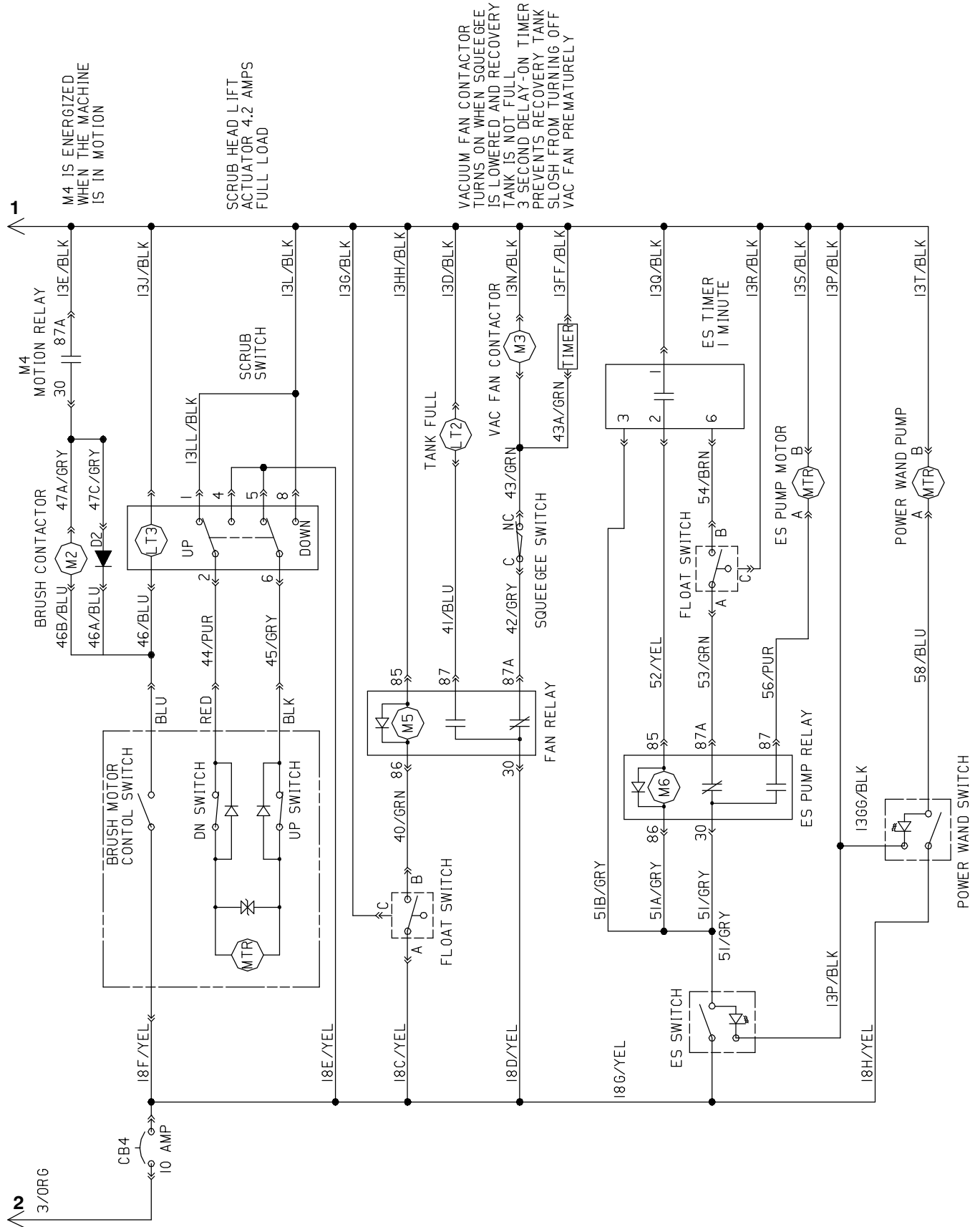


Fig. 32 - Electrical Schematic, ec-H2O Model

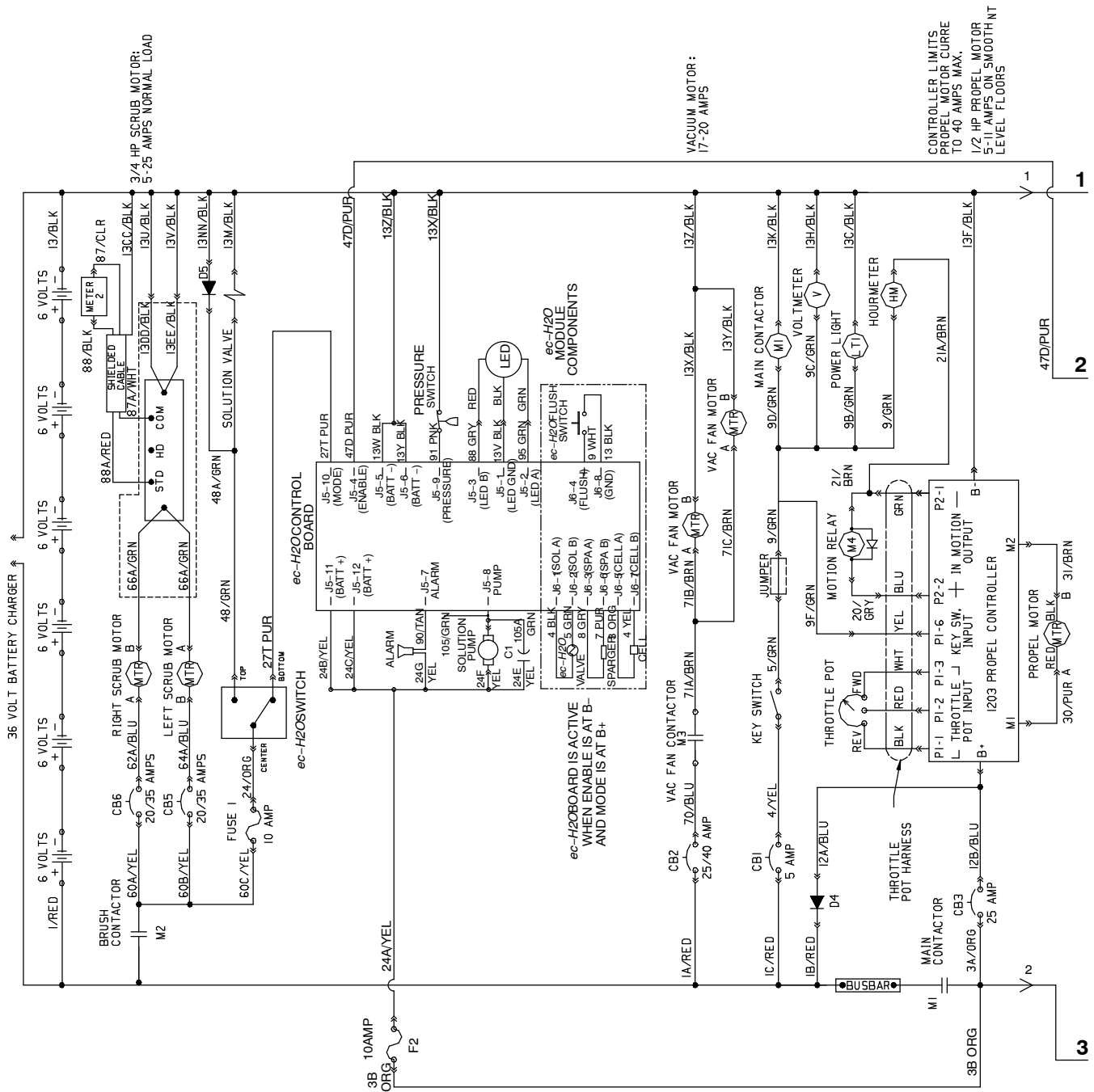


Fig. 32 - Electrical Schematic, ec-H2O Model

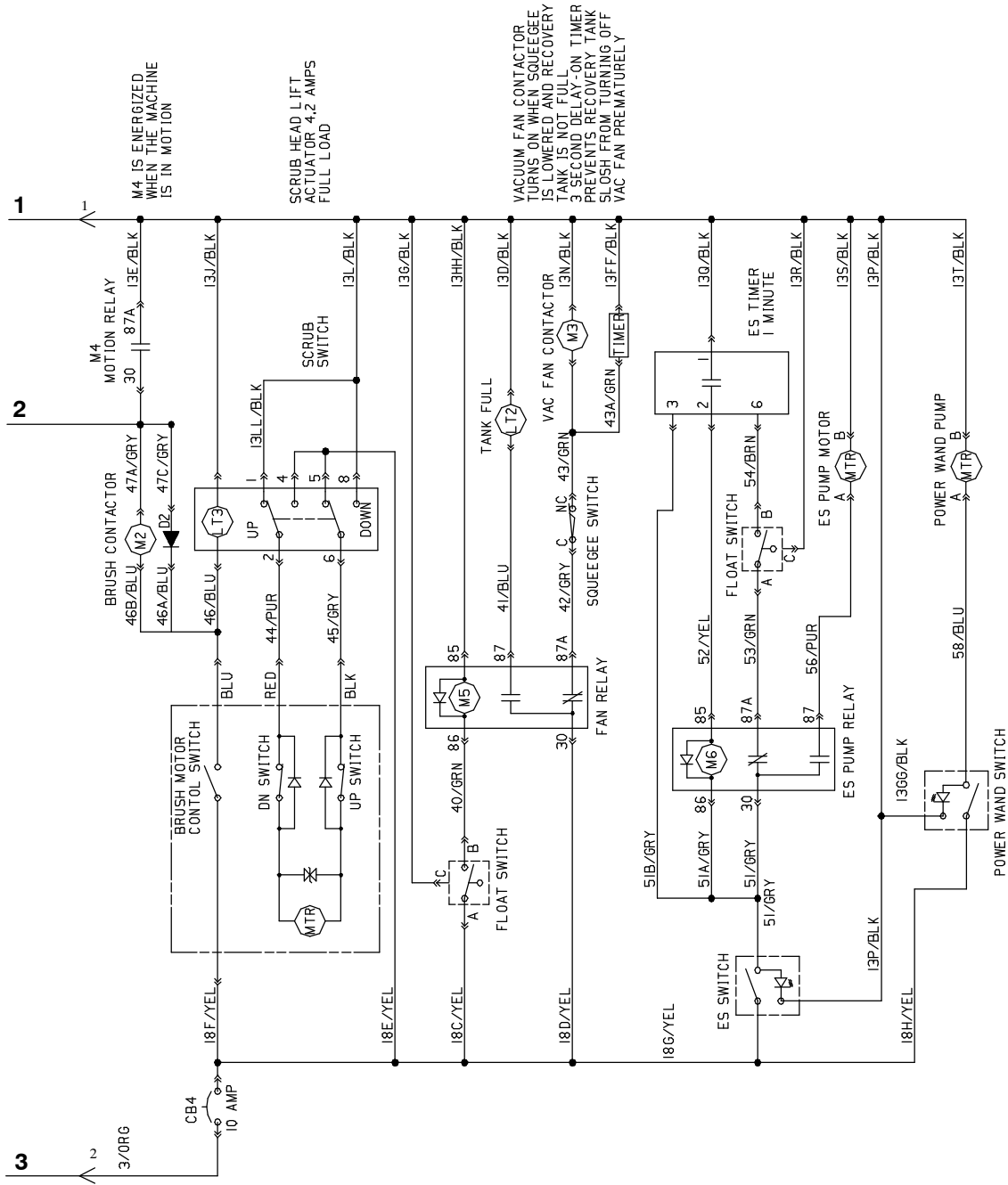


Fig. 33 - Electrical Wire Harness Group (S/N 10436743-)

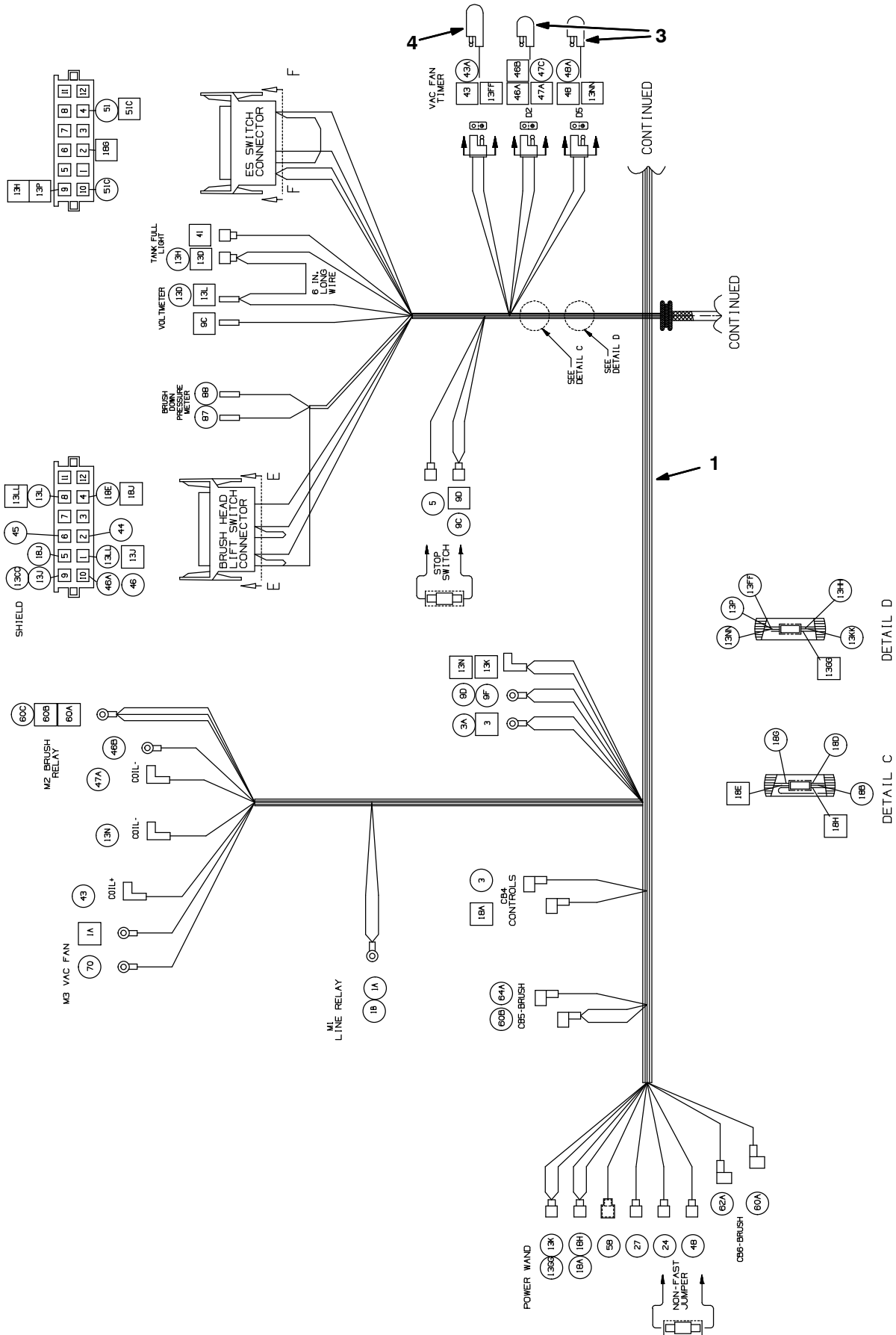


Fig. 34 - Electrical Wire Harness Group (S/N 1000000-10436742)

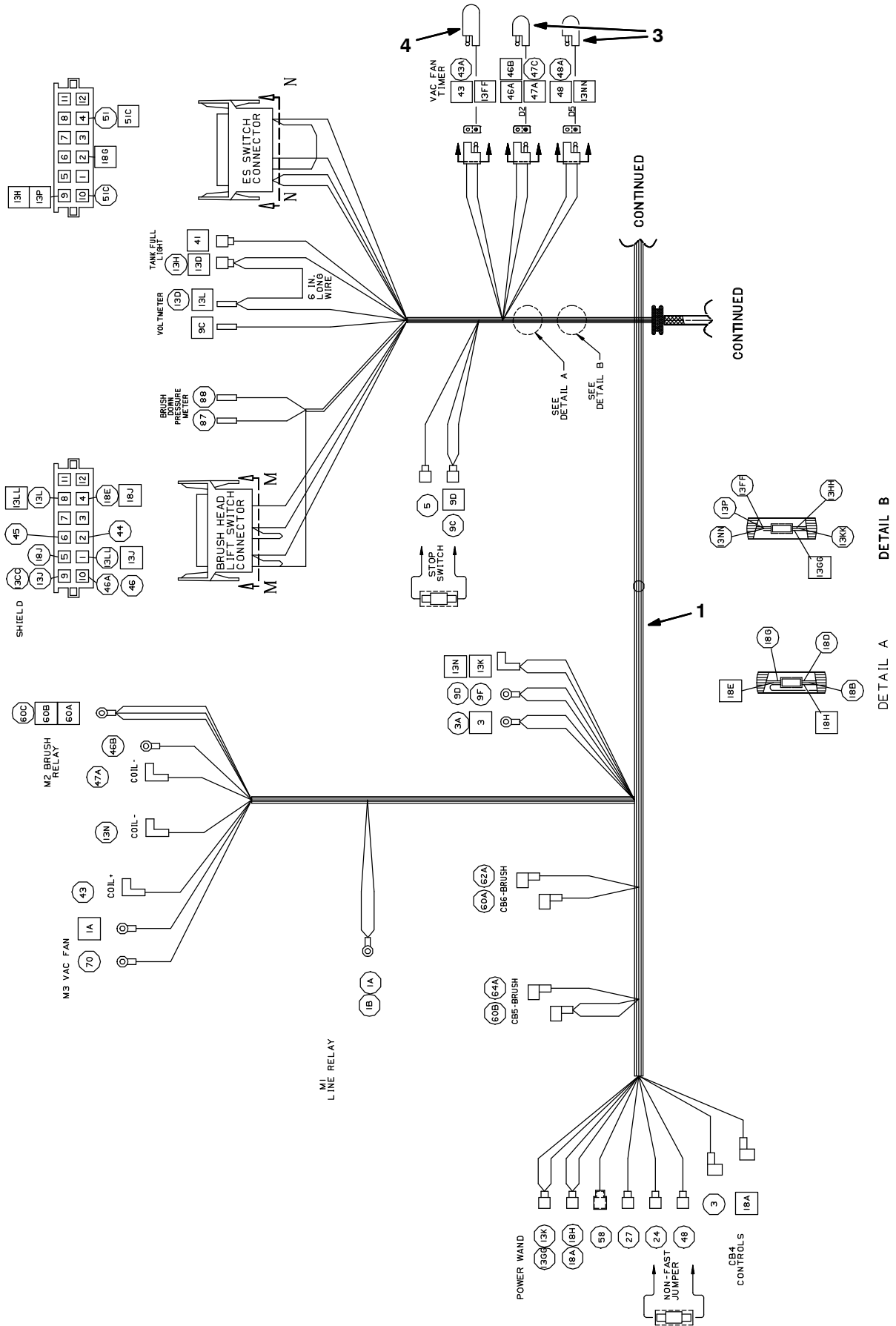


Fig. 34 - Electrical Wire Harness Group

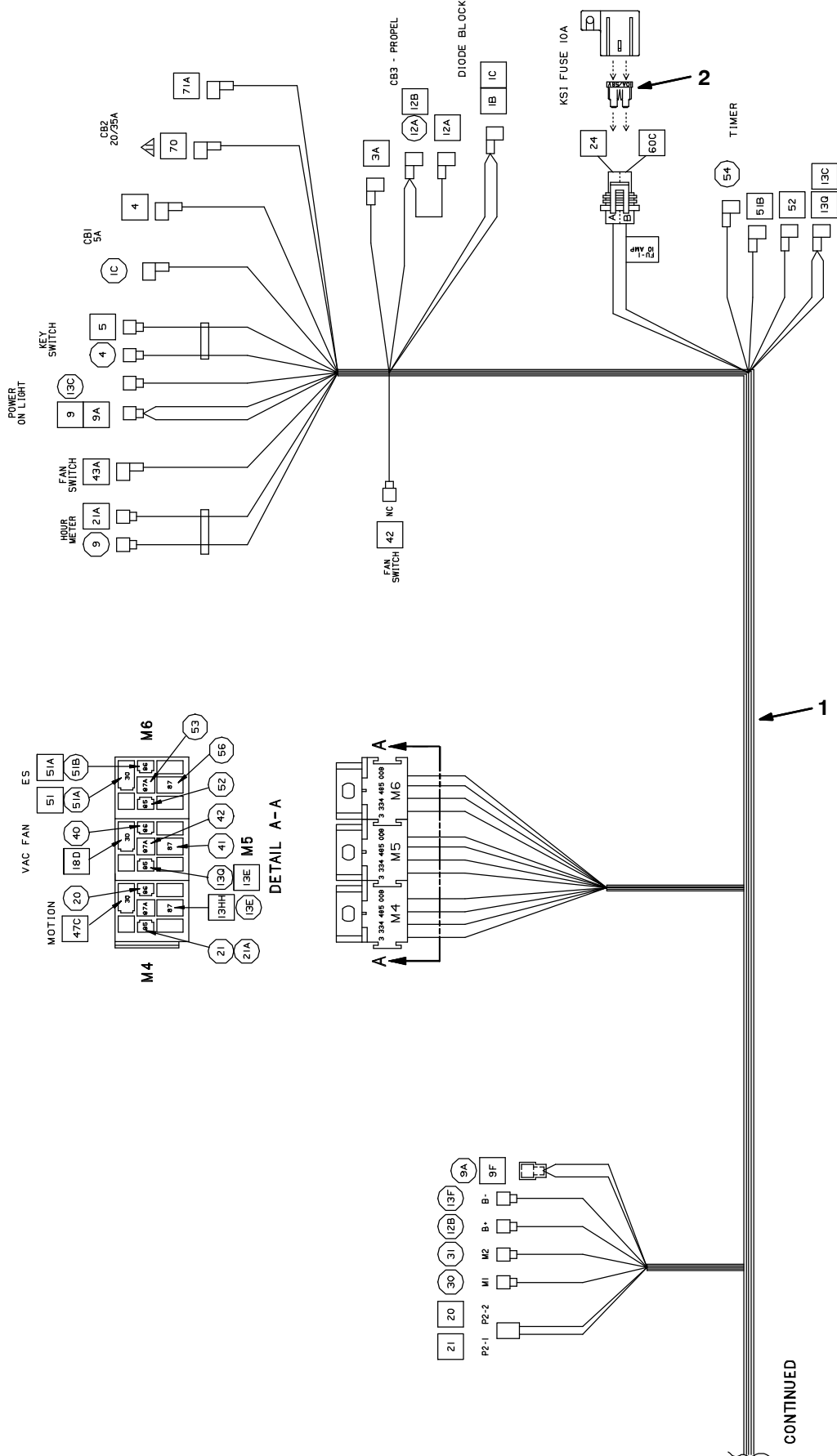
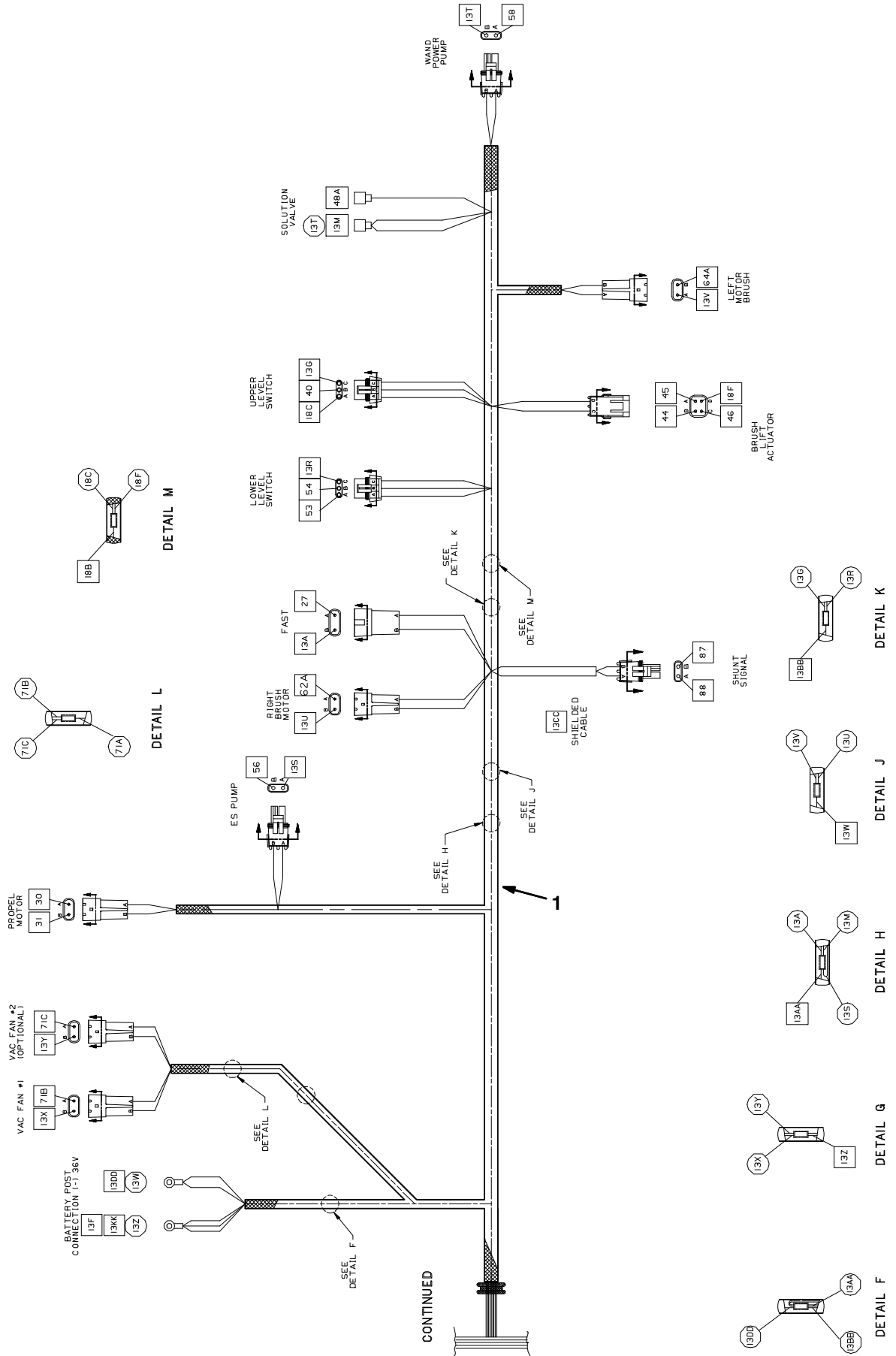


Fig. 34 - Electrical Wire Harness Group



STANDARD PARTS

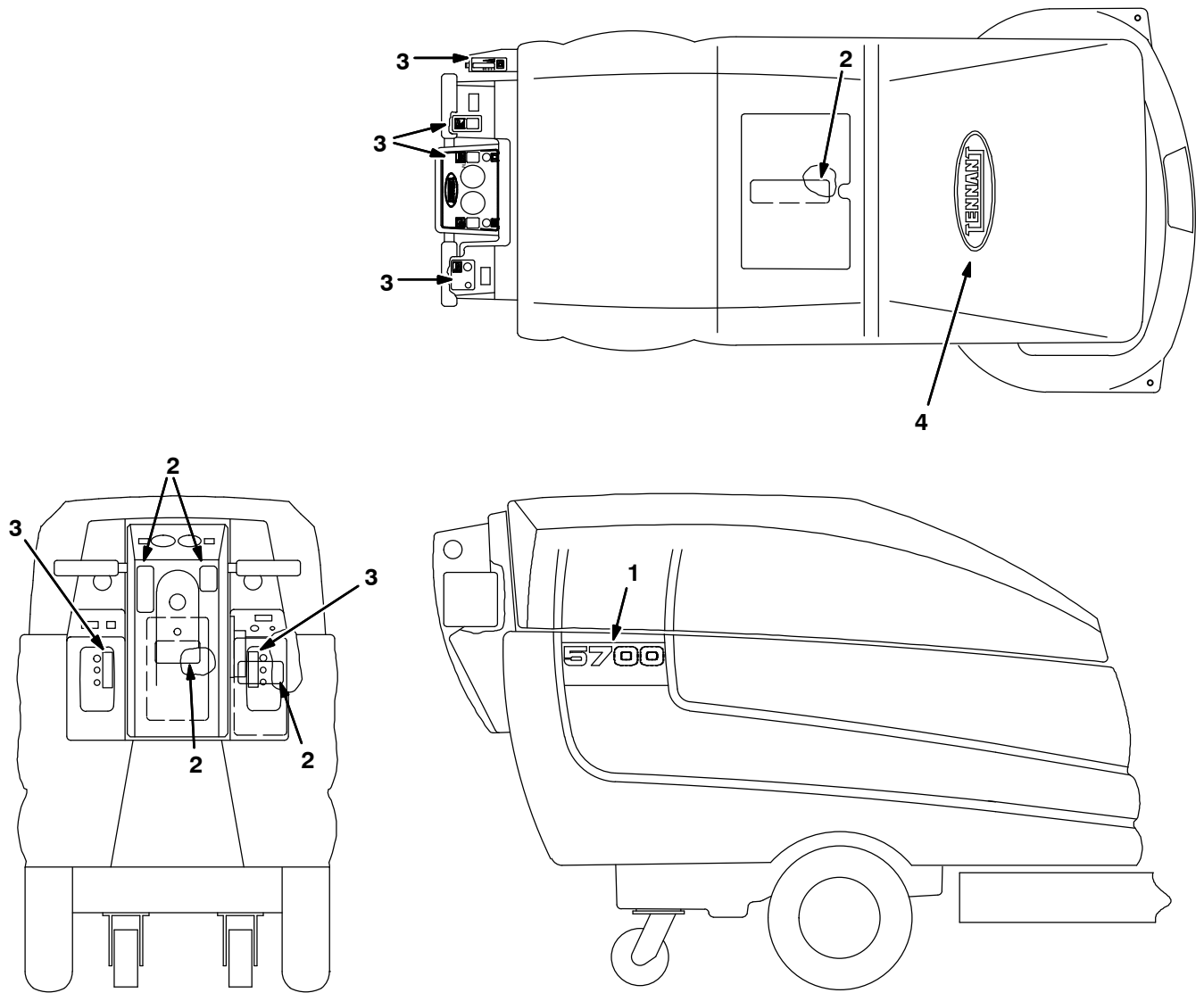
Fig. 34 – Electrical Wire Harness Group

	Ref.	Part No.	Serial Number	Description	Qty.
▽	1	1055166	(10436743–)	Harness, Main [5700]	1
▽	1	397905	(10000000–10436742)	Harness, Main, [5700] (Replaced By 1055166)	1
▲	2	393149	(10000000–)	Fuse, Blade, 10a, 58vdc	1
	3	222290	(10000000–)	Diode, Ele, Plug	2
	4	222707	(10000000–)	Capacitor, Electric, Plug	1
		222666	(10000000–)	Clamp, Cable, Ribbon, 1.25w 0.25h Plstc	1

▽ – Identifies an assembly

▲ – Identifies parts included in assembly

Fig. 35 – Label Group



Ref.	Part No.	Serial Number	Description	Qty.
1	222676	(1000000–)	Label, Model [5700]	2
2	222578	(1000000–)	Label Set, Info/Hzrd [5680/5700] (N/A)	1
2	222579	(1000000–)	Label Set, Info/Hzrd, Tj [5680/5700] (Japan)	1
3	369763	(1000000–)	Label Set, Operational 5700	1
4	1047741	(1000000–)	Label, Logo, 264Mml, [Tennant]	1

SECTION 3

Contents	Page	Contents	Page
Fig. 1 – ES (Extended Scrub) Kit	3-2	Fig. 17 – ec-H2O Solution Supply Group, Disk Scrub Head	3-30
Fig. 2 – FaST Detergent Group (S/N 10361713–)	3-4	Fig. 18 – ec-H2O Solution Supply Group, Model 700C/ 800C / 900C Scrub Head	3-32
Fig. 3 – FaST Air Pump and Detergent Group (S/N 10000000 – 10361712)	3-6	Fig. 19 – ec-H2O Operator Console Group	3-34
Fig. 4 – FaST Solution Supply Group, Disk Scrub Head (S/N 10361713–)	3-8	Fig. 20 – ec-H2O Label Group	3-35
Fig. 5 – FaST Solution Supply Group, Disk Scrub Head (S/N 10000000 – 10361712)	3-10	Fig. 21 – Vacuum Wand Kit	3-36
Fig. 6 – FaST Solution Supply Group, Model 700C / 800C Scrub Head (S/N 10361713–)	3-12	Fig. 22 – Power Wand Hose Assembly	3-37
Fig. 7 – FaST Solution Supply Group, Model 700C / 800C Scrub Head (S/N 10000000 – 10361712)	3-14	Fig. 23 – Power Wand Assembly	3-38
Fig. 8 – FaST Foam Filter Group (S/N 10000000 – 10361712)	3-16	Fig. 24 – Power Wand Pump and Fittings Group	3-40
Fig. 9 – FaST Solution Pump Group (S/N 10361713–)	3-18	Fig. 25 – Power Wand Mount Group	3-41
Fig. 10 – FaST Solution Pump Group (S/N 10000000 – 10361712)	3-20	Fig. 26 – Parking Brake Group	3-42
Fig. 11 – FaST Operator Console Group	3-22	Fig. 27 – Power Kill Switch Kit	3-43
Fig. 12 – FaST Wire Harness Group	3-24	Fig. 28 – Dual Vacuum Fan Kit	3-44
Fig. 13 – ec-H2O Main Control Board Harness Group (S/N 10436743–)	3-25	Fig. 29 – Wall Roller Kit	3-46
Fig. 14 – ec-H2O Wire Harness Group (S/N 10446384–)	3-26	Fig. 30 – Transport Group	3-48
Fig. 15 – ec-H2O Wire Harness Group (S/N 10403557–10446383)	3-27	Fig. 31 – Neoprene Caster Group	3-49
Fig. 16 – ec-H2O Solution Pump Group	3-28	Fig. 32 – Tire Assembly, Solid	3-50
		Fig. 33 – Tire Assembly, Foam Filled	3-51
		Fig. 34 – Tire Assembly, Air Filled, Gray	3-52
		Fig. 35 – Battery Kit, Heavy Duty Wet, 335AH	3-53
		Fig. 36 – Battery Charger Group	3-54
		Fig. 37 – Urethane Scrub Head Skirt Kit	3-55
		Fig. 38 – Sensor Kit, Shielded	3-56
		Fig. 39 – Drain Hose Extension Kit	3-57
		Fig. 40 – Sound Reduction Kit	3-58
		Fig. 41 – Speed Reduction Kit	3-59
		Fig. 42 – Documentation Group	3-60

Fig. 1 - ES (Extended Scrub) Kit

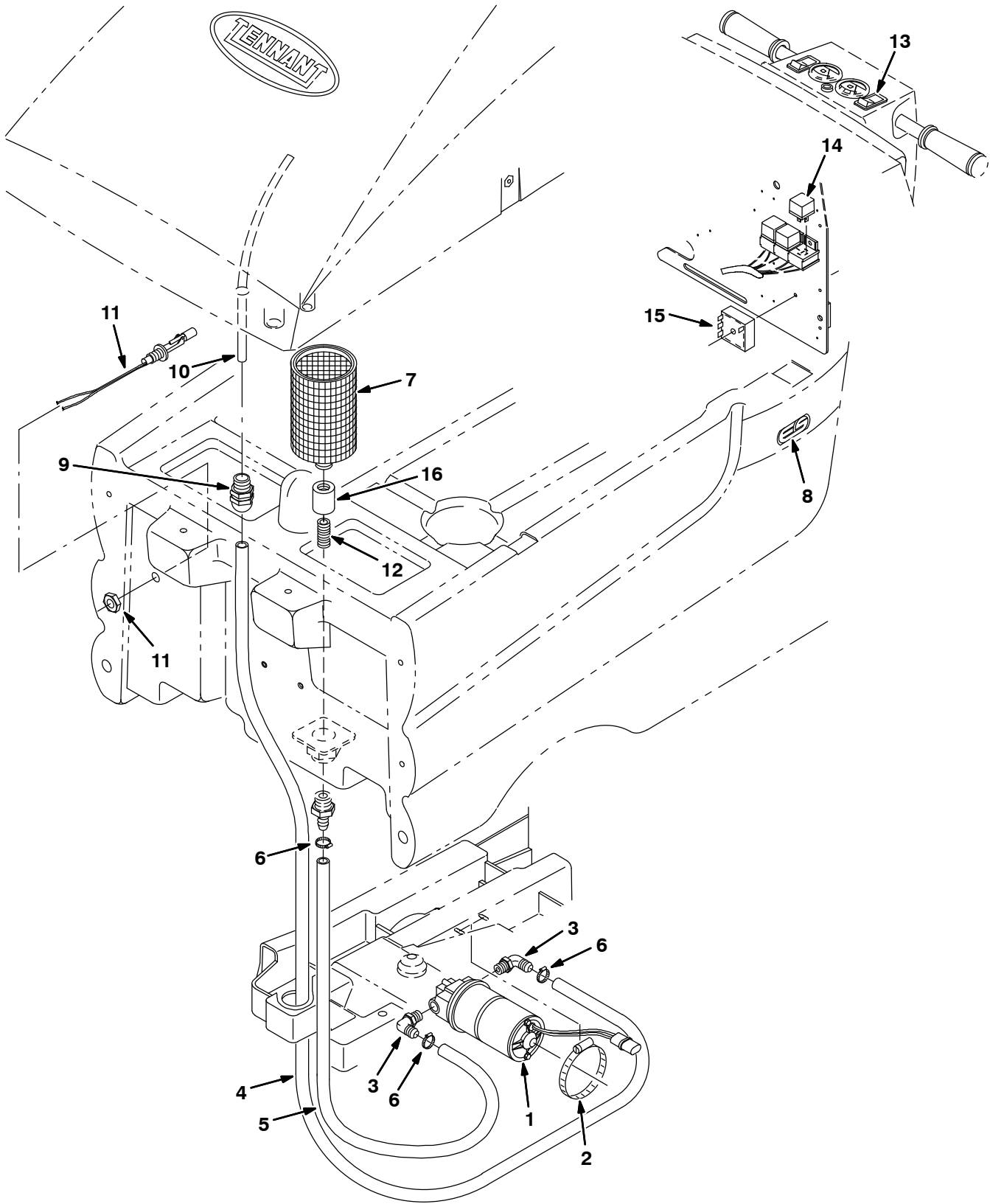


Fig. 1 – ES (Extended Scrub) Kit

	Ref.	Part No.	Serial Number	Description	Qty.
▽		222351	(10000000–) Es Standard 5700	1
▲	1	222259	(10000000–) Pump Assy, Water 36Vdc (See Breakdowns)	1
▲	2	17188	(10000000–) Clamp–Wormdrive, 1.62–3.50D	1
▲	3	64778	(10000000–) Ftg,Plstc,Elb,Barb.38Pt–.50Hse	2
▲	4	222451	(10000000–) Hose, Vinyl Clr, .50ld X65.0L	1
▲	5	72953	(10000000–) Hose, Pvc .50ldx.73Od 23.0Lg	1
▲	6	54333	(10000000–) Clamp, Hose, Wormdrive, 0.31–0.88d, .31w	3
▲	7	65873	(10000000–) Screen, Solution 60 Mesh, Cyl	1
▲	8	222604	(10000000–) Label, Es Logo, Off–White	2
▲	9	222374	(10000000–) Ftg–Plastic Str Specl 12Pm	1
▲	10	222439	(10000000–) Tube, Poly .38ld X .06W X 16L	1
▲	11	222822	(10000000–) Switch, Float	1
▲	12	69784	(10000000–) Ftg–Plstc Str 12Pm/12Pm	1
▲	13	398500	(10000000–) Switch, Rocker, Dpst	1
▲	14	398526	(10000000–) Relay, 36Vdc, 9A, Spdt	1
▲	15	222710	(10000000–) Timer, E.S.	1
▲	16	05134	(10000000–) Ftg, Pipe, Cplg Plastic 0.75	1

▽ – Identifies an assembly

▲ – Identifies parts included in assembly

Fig. 2 - FaST Detergent Group (S/N 10361713-)

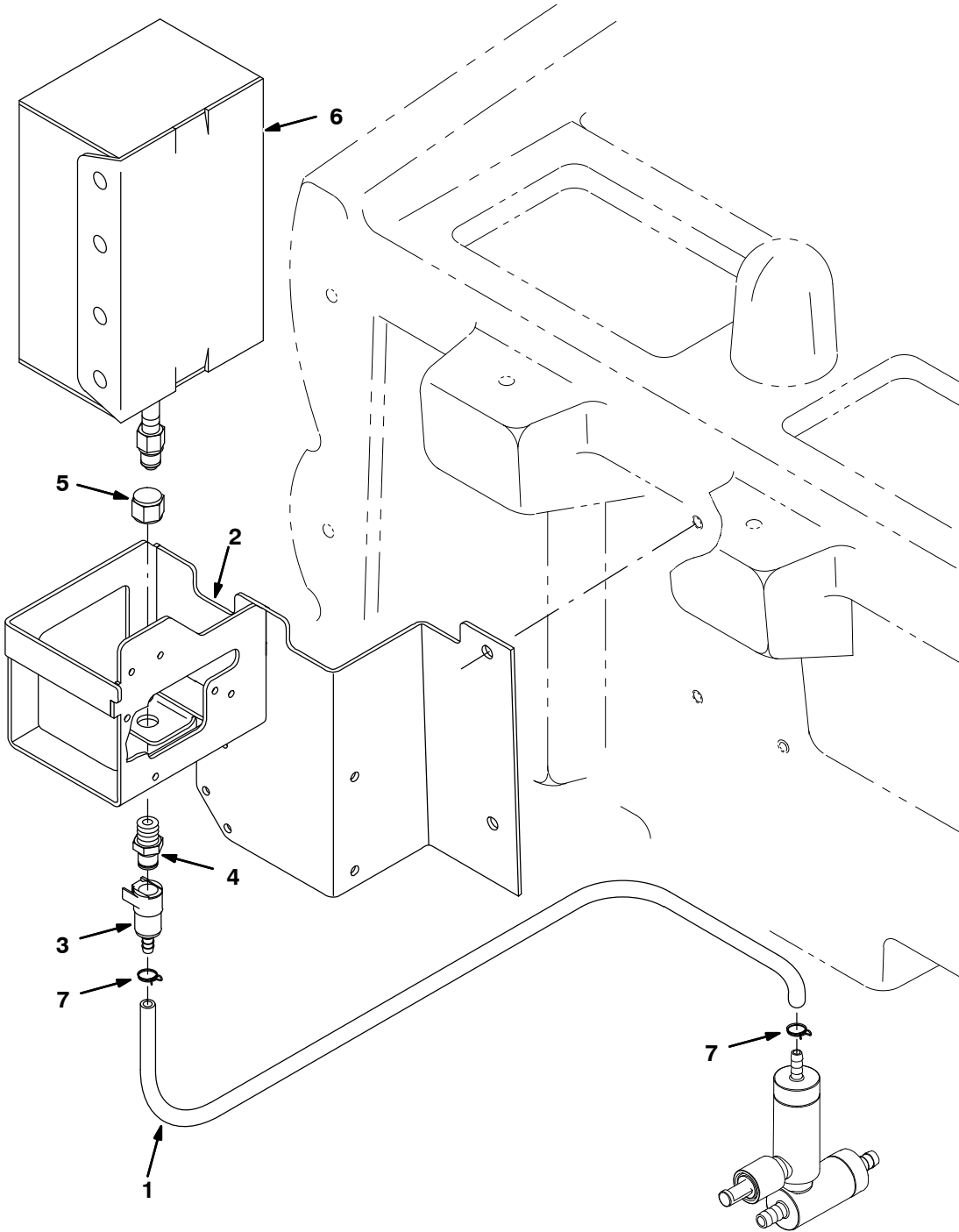


Fig. 2 – FaST Detergent Group (S/N 10361713–)

Ref.	Part No.	Serial Number	Description	Qty.
1	613947	(10361713–) Hose, Pvc, Clr, 0.25id 0.38od 026.0l	1
2	1008349	(10000000–) Brkt Wldt, Box, Dtrgt	1
3	1002898	(10000000–) Coupling, Fem, W/ Valve, .25 Brb	1
4	1002899	(10000000–) Coupling, Mal, .25 Npt	1
5	1005435	(10000000–) Fitting, Plstc, Piep, Cap, Pf04	1
6	1017015	(10000000–) Detergent Pkg, 2 Liter, Sgl, 365	–
6	1017022	(10000000–) Detergent Pkg, 2 Liter, Sgl, 665	–
6	9002021	(10000000–) Detergent, 2 Liter [Fast 965]	–
7	613735	(10000000–) Clamp, Hose, Wir, .40 – .42, Yel	2

Fig. 3 - FaST Air Pump and Detergent Group (S/N 1000000 - 10361712)

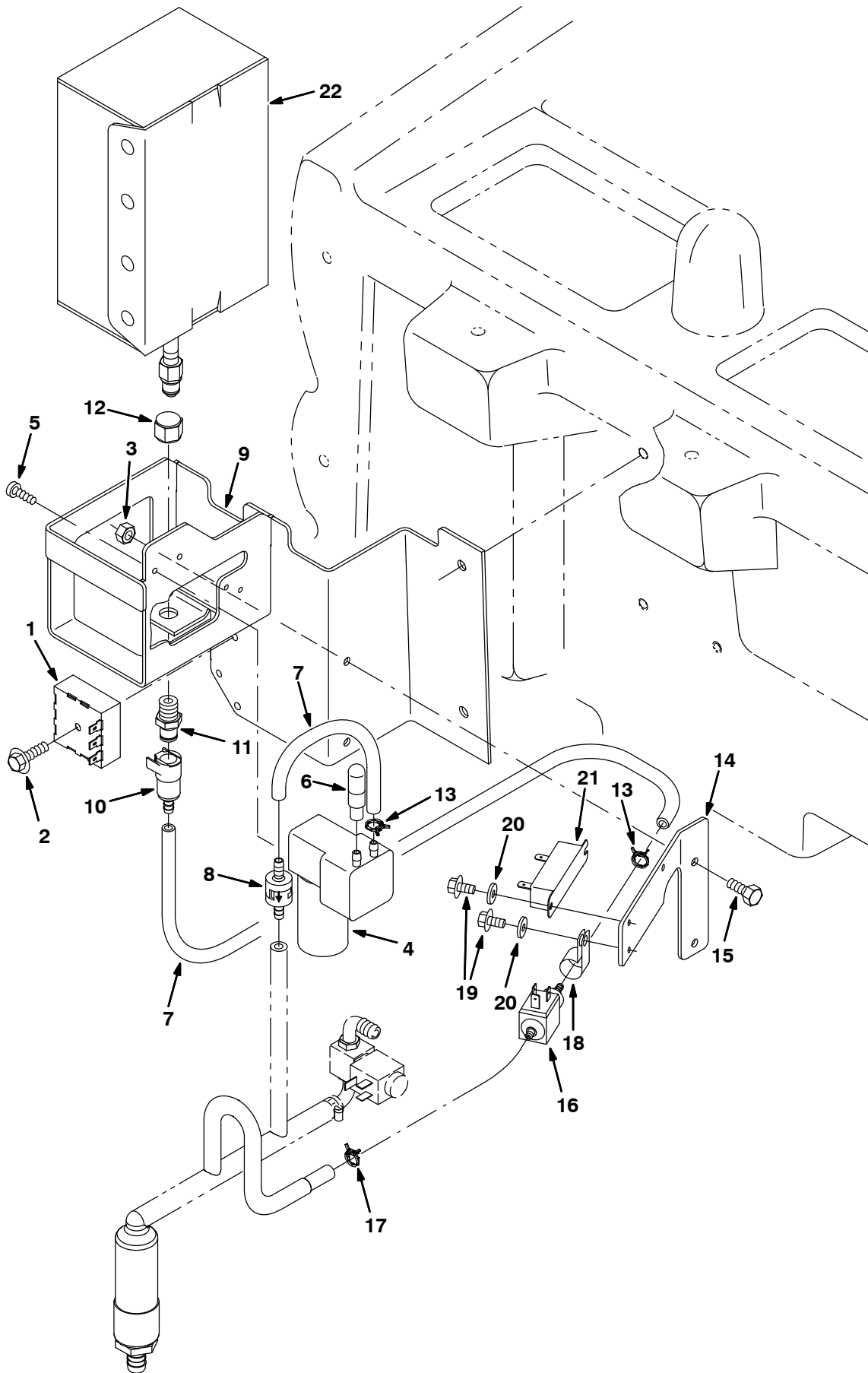


Fig. 3 – FaST Air Pump and Detergent Group (S/N 10000000 – 10361712)

Ref.	Part No.	Serial Number	Description	Qty.
	1	1028487	(10000000-10361712) Timer, 36vdc, Detgt [.35on/1.38off]	1
	2	222159	(10000000-10361712) Screw, Hex, M6 X 1.0 X 25, Fmg	1
	3	08708	(10000000-10361712) Nut, Hex, Lock, M06 X 1.0, NI	2
▽	4	1008211	(10000000-10361712) Pump, Air, Ele, 36vdc	1
▲	391449	(10000000-10361712) Kit, Repair, Diaphragm, Air Compressor	1	
	5	49162	(10000000-10361712) Screw, Pan, #08-10 X 0.50, F/Plstc	2
	6	1005255	(10000000-10361712) Filter Assy, Air, Molded Ure	1
	7	1014985	(10000000-10361712) Hose, Afmkt, Pvc, Clr 0.25id 8ft	1
	8	1013902	(10000000-10361712) Valve, Check, 2 Gpm 2 Psi Bm04/Bm04	1
	9	1008349	(10000000-) Brkt Wldt, Box, Dtrgt	1
	10	1002898	(10000000-) Coupling, Fem, W/ Valve, .25 Brb	1
	11	1002899	(10000000-) Coupling, Mal, .25 Npt	1
	12	1005435	(10000000-) Fitting, Plstc, Piep, Cap, Pf04	1
	13	613735	(10000000-10361712) Clamp, Hose, Wire, .40 – .42	2
	14	1015042	(10000000-10361712) Plate, Mtg, Detgt Pump	1
	15	08716	(10000000-10361712) Screw, Hex, M06 X 1.0 X 20, Ss	2
	16	1005413	(10000000-10361712) Pump, Detgt, [560s]	1
	17	1031375	(10000000-10361712) Clamp, Hose, Wir, .29 – .31 [Dbl Wire]	1
	18	67767	(10000000-10361712) Clamp, Cable, Stl, 0.69d X 0.62w, 1h	1
	19	16944	(10000000-10361712) Screw, Hex, M4 X 0.7 X 10, Fmg	3
	20	19065	(10000000-10361712) Washer, Flat, #08	3
	21	1020542	(10000000-10361712) Resistor, 011.00ohm, 40watt	1
	22	1017015	(10000000-) Detergent Pkg, 2 Liter, Sgl, 365	-
	22	1017022	(10000000-) Detergent Pkg, 2 Liter, Sgl, 665	-
	22	9002021	(10000000-) Detergent, 2 Liter [Fast 965]	-

▽ – Identifies an assembly

▲ – Identifies parts included in assembly

Fig. 4 - FaST Solution Supply Group, Disk Scrub Head (S/N 10361713-)

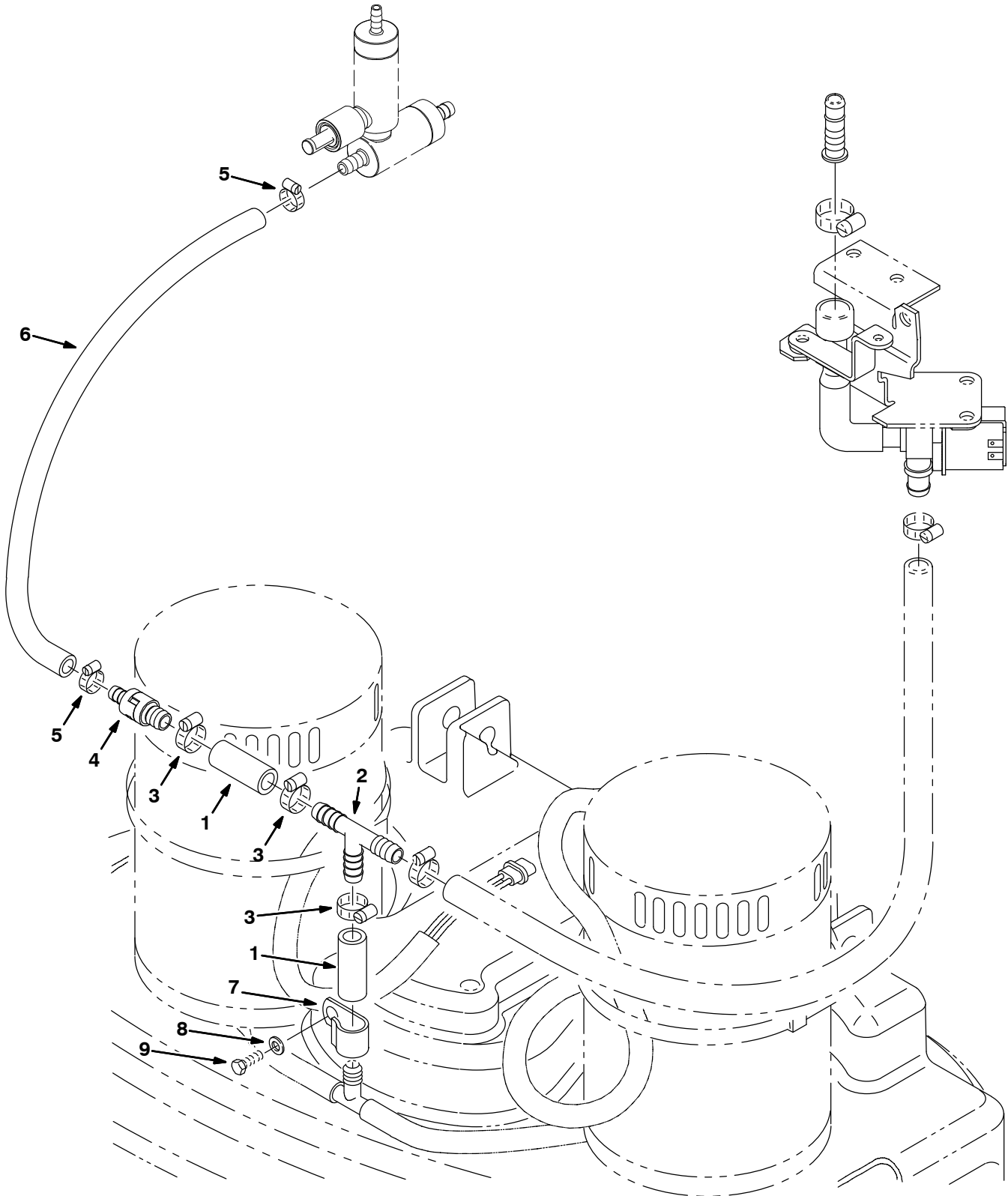


Fig. 4 – FaST Solution Supply Group, Disk Scrub Head (S/N 10361713–)

Ref.	Part No.	Serial Number	Description	Qty.
1	392256	(10361713–)	Hose, Pvc, Brd, 0.50id 0.73od 002.0l,Clr	2
2	63245-1	(10000000–)	Fitting, Plstc, Tee, Bm08/Bm08/Bm08	1
3	54333	(10000000–)	Clamp, Hose, Wormdrive, 0.31–0.88d, .31w	3
4	1043317	(10361713–)	Valve, Check, 0015Psi Bm06/Bm08	1
5	43844	(10361713–)	Clamp, Hose, Wormdrive, 0.25–0.62d, .31w	2
6	606317	(10361713–)	Hose, Pvc, Brd, 0.38id 0.60od 019.5l,Clr	1
7	30407	(10361690–)	Clip, Keeper, Open	1
8	32483	(10361690–)	Washer, Flat, 0.25, Sae	1
9	55845	(10361690–)	Screw, Hex, M5 X 0.80 X 16, Fmg	1

Fig. 5 – FaST Solution Supply Group, Disk Scrub Head (S/N 1000000 – 10361712)

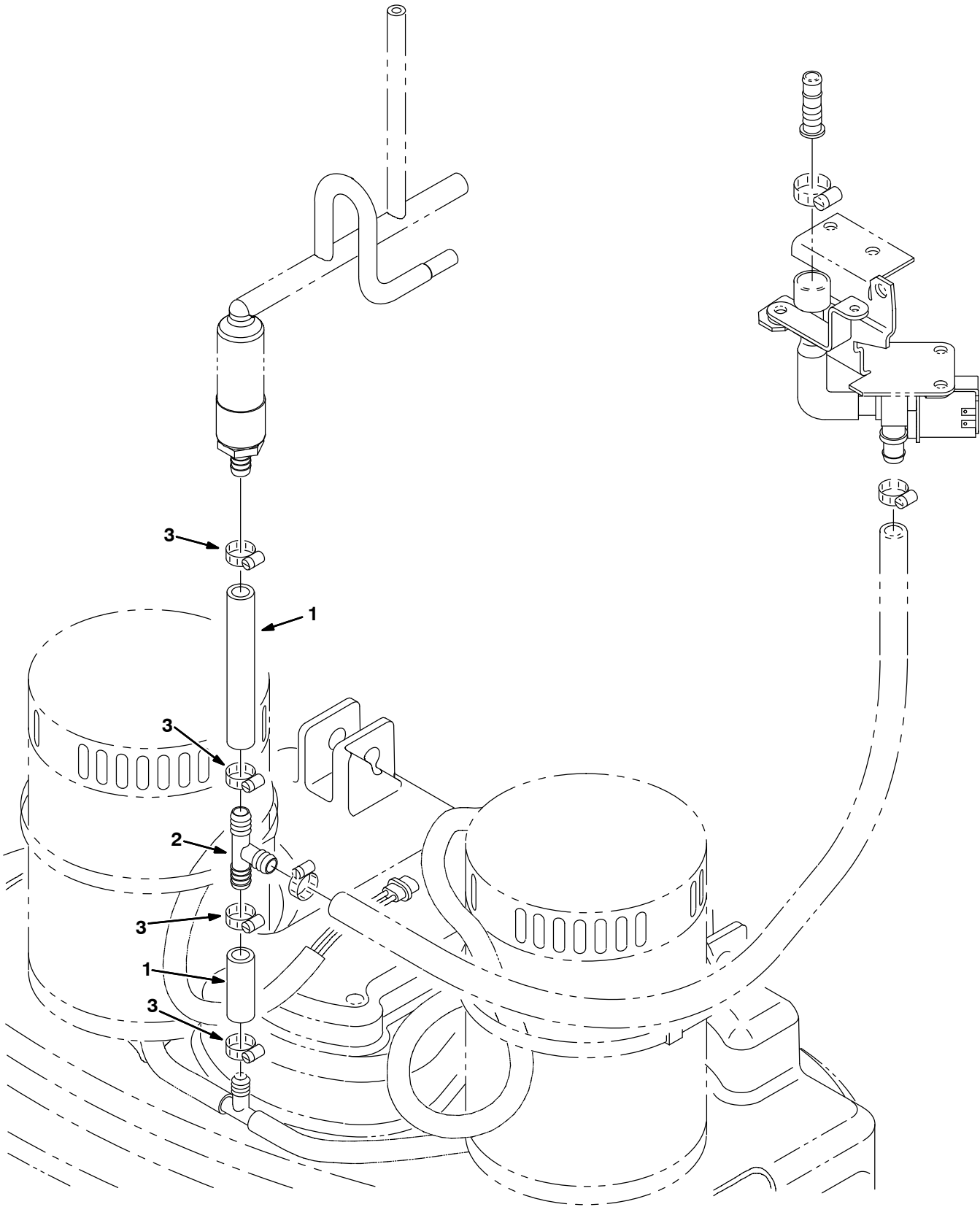


Fig. 5 – FaST Solution Supply Group, Disk Scrub Head (S/N 10000000 – 10361712)

Ref.	Part No.	Serial Number	Description	Qty.
1	1006401	(10000000–10361712)	Hose, Afmkt, Replmt, Brd, 0.50ld 3Ft	1
2	63245–1	(10000000–)	Fitting, Plstc, Tee, Bm08/Bm08/Bm08	1
3	54333	(10000000–)	Clamp, Hose, Wormdrive, 0.31–0.88d, .31w	4

OPTIONS

Fig. 6 - FaST Solution Supply Group, Model 700C / 800C Scrub Head (S/N 10361713-)

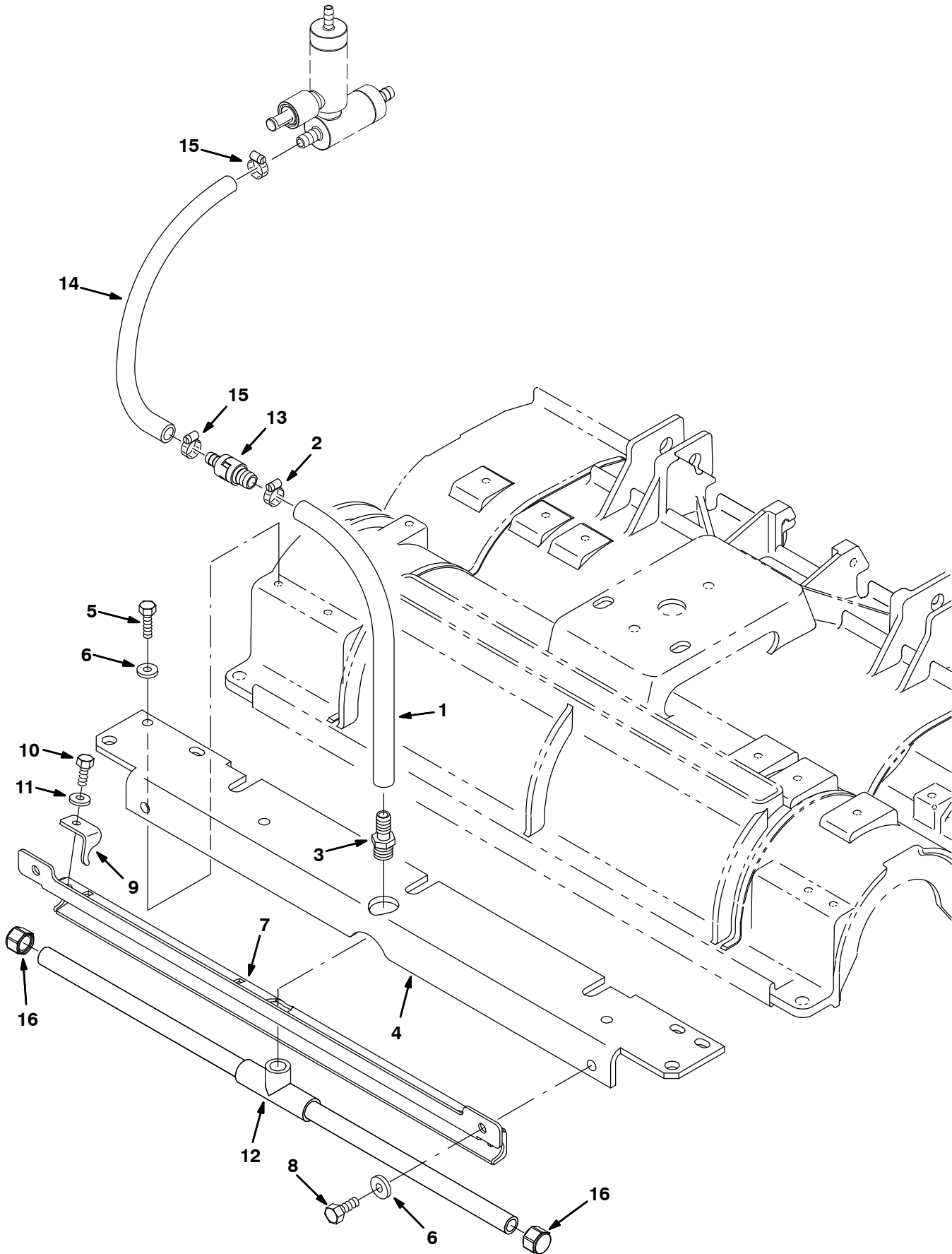


Fig. 6 – FaST Solution Supply Group, Model 700C / 800C Scrub Head (S/N 10361713–)

Ref.	Part No.	Serial Number	Description	Qty.
1	613718	(10361713–)	Hose, Pvc, Brd, 0.50id 0.73od 013.0l	1
2	54333	(10000000–)	Clamp, Hose, Wormdrive, 0.31–0.88d, .31w	1
3	64743	(10000000–)	Fitting, Plstc, Str, Bm08/Pm06	1
4	1046020	(10000000–)	Angle, Head, Cylrcl, 700mm	1
4	1046023	(10000000–)	Angle, Head, Cylrcl, 800mm	1
5	76099	(10000000–)	Screw, Hex, M8 X 1.25 X 25, Fmg	4
6	01685	(10000000–)	Washer, Flat, 0.31 Ss	6
7	1014993	(10000000–)	Bracket Wldt, Bar, Spray, 700mm	1
7	1014957	(10000000–)	Bracket Wldt, Bar, Spray, 800mm	1
8	12273	(10000000–)	Screw, Hex, M8 X 1.25 X 20, Ss, NI	2
9	1014673	(10000000–)	Bracket, Bar, Spray	3
10	11635	(10000000–)	Screw, Hex, M6 X 1.0 X 12, Ss, NI	3
11	01684	(10000000–)	Washer, Flat, 0.25 Ss	3
12	1046049	(10000000–)	Tube Assy, Bar, Spray (700mm)	1
12	1025276	(10000000–)	Tube Assy, Bar, Spray [85cm] (800mm)	1
13	1043317	(10361713–)	Valve, Check, 0015Psi Bm06/Bm08	1
14	606317	(10361713–)	Hose, Pvc, Brd, 0.38id 0.60od 019.5l,Clr	1
15	43844	(10361713–)	Clamp, Hose, Wormdrive, 0.25–0.62d, .31w	2
16	1025580	(10000000–)	Fitting, Pipe, Cap, P06, Nyl	2

OPTIONS

Fig. 7 - FaST Solution Supply Group, Model 700C / 800C Scrub Head (S/N 10000000 - 10361712)

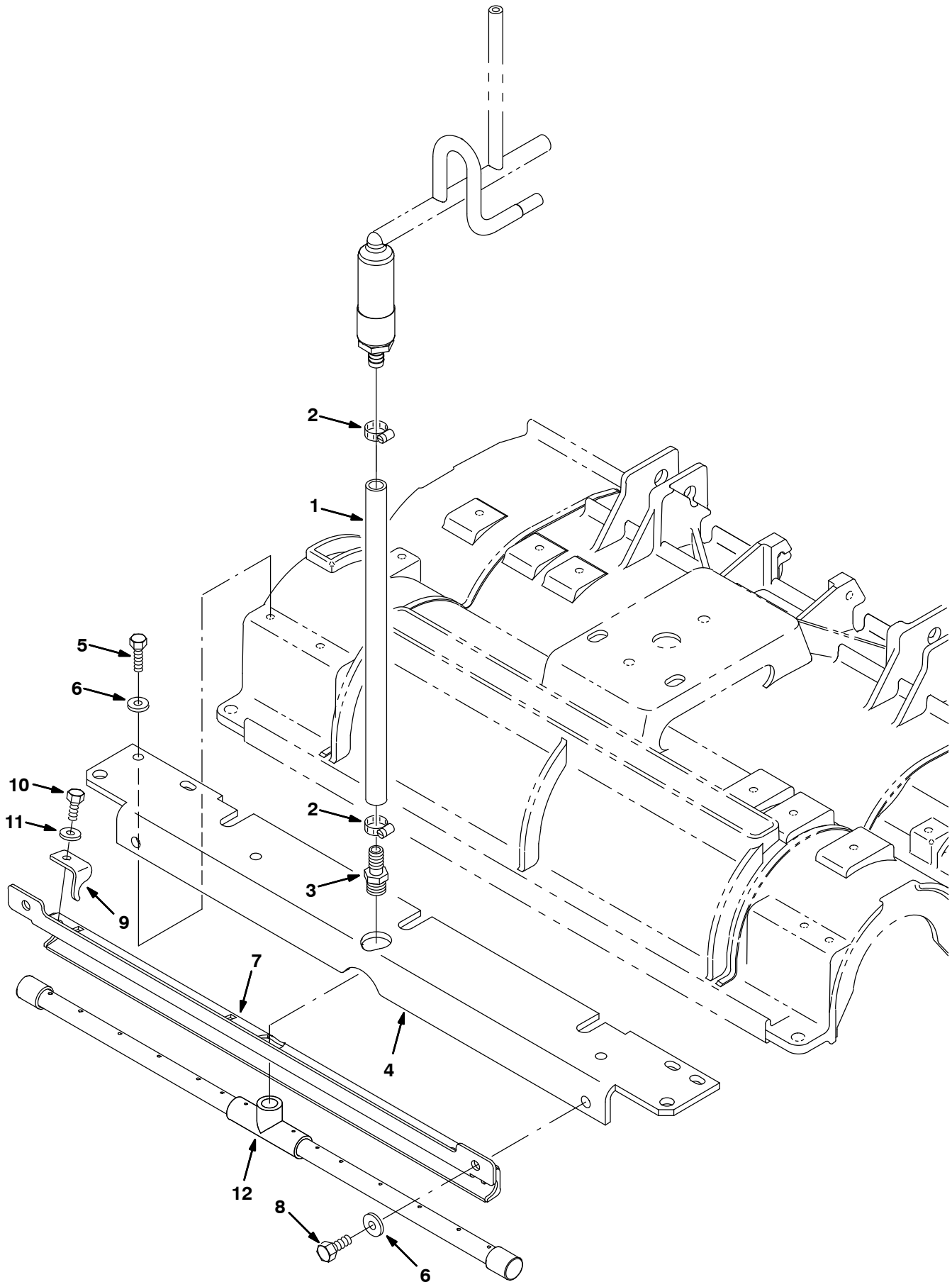


Fig. 7 – FaST Solution Supply Group, Model 700C / 800C Scrub Head (S/N 10000000 – 10361712)

Ref.	Part No.	Serial Number	Description	Qty.
1	1006401	(10000000–10361712)	Hose, Afmkt, Replmt, Brd, 0.50ld 3Ft	1
2	54333	(10000000–)	Clamp, Hose, Wormdrive, 0.31–0.88d, .31w	2
3	64743	(10000000–)	Fitting, Plstc, Str, Bm08/Pm06	1
4	1019314	(10000000–)	Angle, Head, Cyl, 700mm	1
4	1019440	(10000000–)	Angle, Head, Cyl, 800mm	1
5	76099	(10000000–)	Screw, Hex, M8 X 1.25 X 25, Fmg	4
6	01685	(10000000–)	Washer, Flat, 0.38b 0.88d .08, Ss	6
7	1014993	(10000000–)	Bracket Wldt, Bar, Spray, 700mm	1
7	1014957	(10000000–)	Bracket Wldt, Bar, Spray, 800mm	1
8	12273	(10000000–)	Screw, Hex, M8 X 1.25 X 20, Ss, NI	2
9	1014673	(10000000–)	Bracket, Bar, Spray	3
10	11635	(10000000–)	Screw, Hex, M6 X 1.0 X 12, Ss, NI	3
11	01684	(10000000–)	Washer, Flat, 0.25 Ss	3
12	1014791	(10000000–)	Tube Assy, Bar, Spray 700mm	1
12	1013079	(10000000–)	Tube Assy, Spray, Cyl, 800mm	1

Fig. 8 - FaST Foam Filter Group (S/N 10000000 - 10361712)

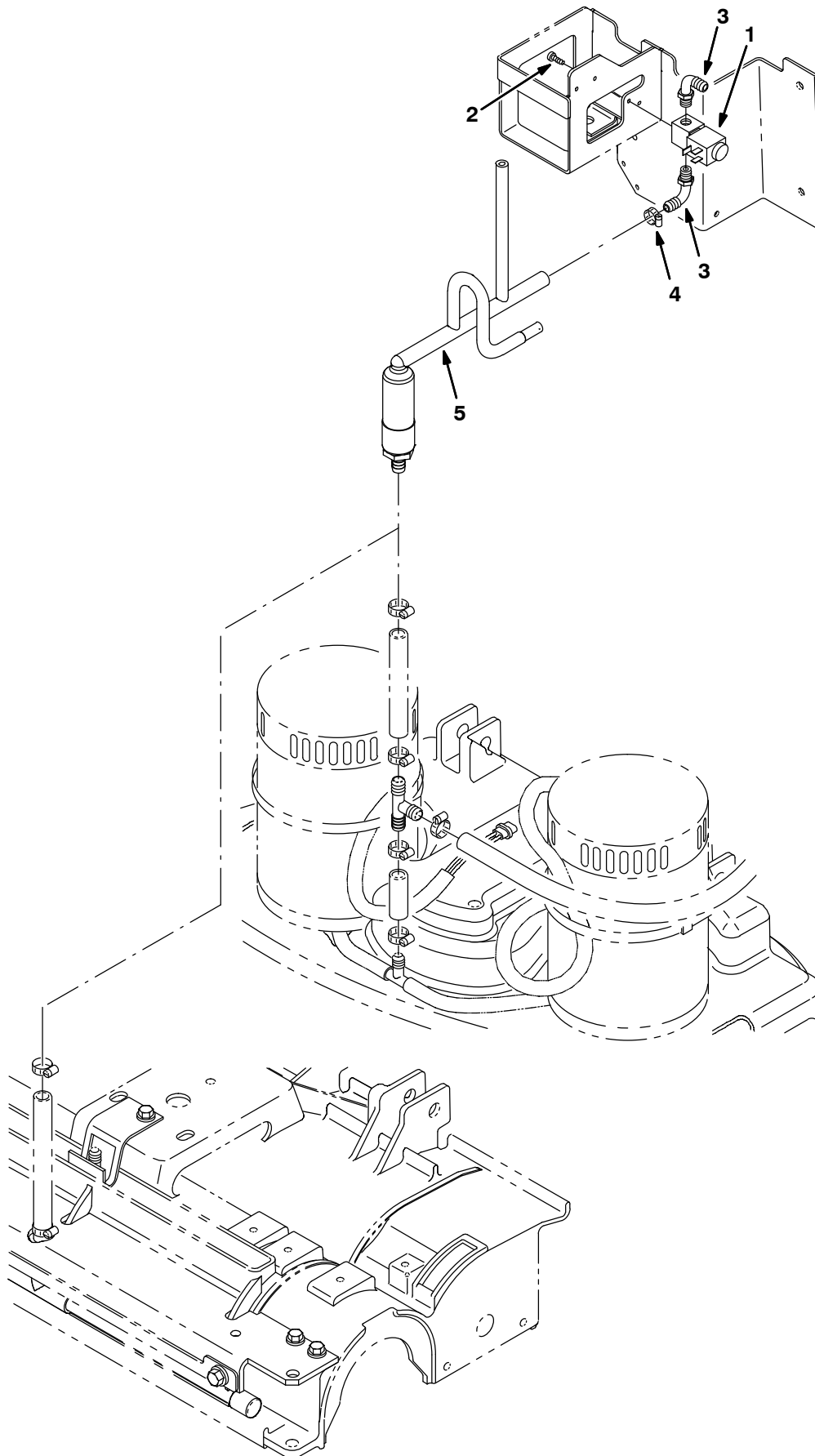


Fig. 8 – FaST Foam Filter Group (S/N 10000000 – 10361712)

Ref.	Part No.	Serial Number	Description	Qty.
1	1028578	(10000000–10361712)	Valve, Water, Solenoid, 36vdc Pf02	1
2	49162	(10000000–10361712)	Screw, Pan, #08–10 X 0.50, F/Plstc	2
3	1005564	(10000000–10361712)	Fitting, Plstc, E90, Bm06/Pm02, Nyl	2
4	43844	(10000000–10361712)	Clamp, Hose, Wormdrive, 0.25–0.62D, .31W	1
5	1020364	(10000000–10361712)	Manifold, [FaST 5700]	1

Fig. 9 - FaST Solution Pump Group (S/N 10361713-)

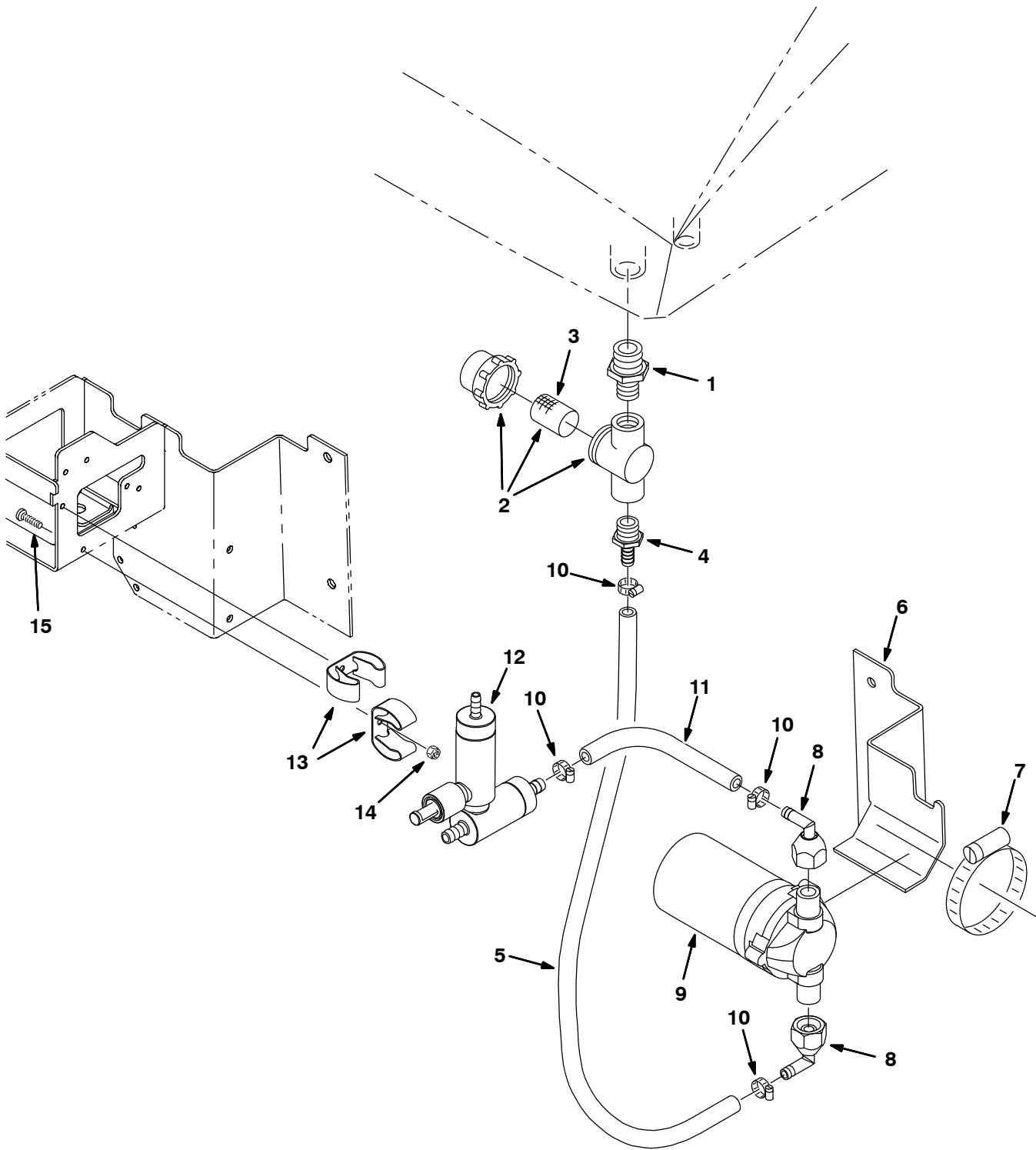


Fig. 9 – FaST Solution Pump Group (S/N 10361713–)

Ref.	Part No.	Serial Number	Description	Qty.
	1	1005218	(10000000–) Fitting, Plstc, Str, Pm08/Pm12	1
∇	2	1005388	(10000000–) Filter, Inline, Pf08/Pf08, 80 Mesh	1
▲	3	1005304	(10000000–) Screen, Filter, 80 Mesh	1
	4	79273	(10000000–) Fitting, Plstc, Str, Bm06/Pm08	1
	5	606325	(10361713–) Hose, Pvc, Brd, 0.38id 0.60od 024.0l,Clr	1
	6	1002603	(10000000–) Brkt, Pump, Solution	1
	7	43555	(10000000–) Clamp, Hose, Wormdrive, 1.62–3.50d	1
	8	611010	(10361713–) Fitting, Plstc, E90, Bm06/Pf08, Swivel	2
	9	1043318	(10361713–) Pump, Soltn, Ele, 36Vdc, 60Psi [Deutsch]	1
	10	43844	(10000000–) Clamp, Hose, Wormdrive, 0.25–0.62d, .31w	4
	11	606317	(10361713–) Hose, Pvc, Brd, 0.38id 0.60od 019.5l,Clr	1
	12	9004079	(10361713–) FaST Kit, Injector [5680/5700, FaST II+] (See Breakdown)	1
	13	573073	(10361713–) Clip, Grip, Hose, 1.00–1.38, Zn	2
	14	33932	(10361713–) Nut, Hex, Lock, M4 X 0.70, NI, Ss	2
	15	49697	(10361713–) Screw, Pan, Phl, M4 X 0.70 X 10, Ss	2

∇ – Identifies an assembly

▲ – Identifies parts included in assembly

Fig. 10 – FaST Solution Pump Group (S/N 10000000 – 10361712)

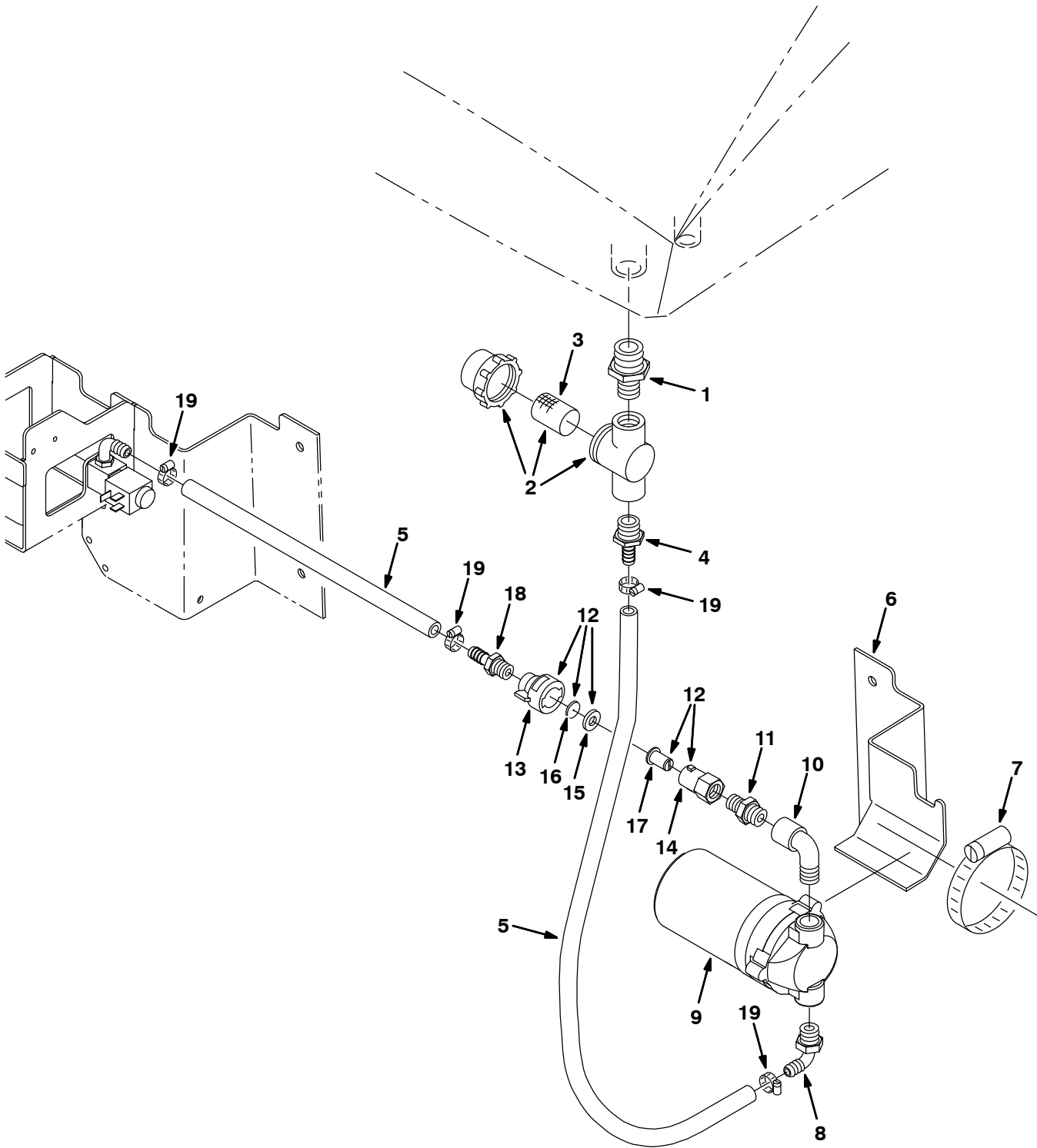


Fig. 10 – FaST Solution Pump Group (S/N 10000000 – 10361712)

	Ref.	Part No.	Serial Number	Description	Qty.
	1	1005218	(10000000–)	Fitting, Plstc, Str, Pm08/Pm12	1
▽	2	1005388	(10000000–)	Filter, Inline, Pf08/Pf08, 80 Mesh	1
▲	3	1005304	(10000000–)	Screen, Filter, 80 Mesh	1
	4	79273	(10000000–)	Fitting, Plstc, Str, Bm06/Pm08	1
	5	1006400	(10000000–10361712)	Hose, Afmkt Replmt, Brd, 0.38id 3Ft	1
	6	1002603	(10000000–)	Brkt, Pump, Solution	1
	7	43555	(10000000–)	Clamp, Hose, Wormdrive, 1.62–3.50d	1
	8	1005630	(10000000–)	Fitting, Plstc, E90, Bm06/Pm06, Nyl	1
▽	9	1005866	(10000000–10361712)	Pump, Solution, Ele, 36vdc	1
▲		391433	(10000000–10361712)	Head, Pump, Kit	1
	10	1005318	(10000000–10361712)	Fitting, Plstc, E90, Pf06/Pm06, Nyl	1
	11	1005219	(10000000–10361712)	Fitting, Plstc, Str, Pm04/Pm06	1
▽	12	1005522	(10000000–10361712)	Fitting, Plstc, Cap Assy, 0.040b, Pf04	1
▲	13	1005506	(10000000–10361712)	Fitting, Plstc, Cap, Spray, Pf04	1
▲	14	1005507	(10000000–10361712)	Fitting, Plstc, Body, Spray, Pf04	1
▲	15	1005508	(10000000–10361712)	Washer, 0.34b 0.75d 0.12, Epdm	1
▲	16	1005510	(10000000–10361712)	Plate, Orifice, 0.040id	1
▲	17	1006447	(10000000–10361712)	Screen, 50 Mesh, Ss	1
	18	49186	(10000000–10361712)	Fitting, Plstc, Str, Bm06/Pm04	1
	19	43844	(10000000–)	Clamp, Hose, Wormdrive, 0.25–0.62d	4

▽ – Identifies an assembly

▲ – Identifies parts included in assembly

Fig. 11 - FaST Operator Console Group

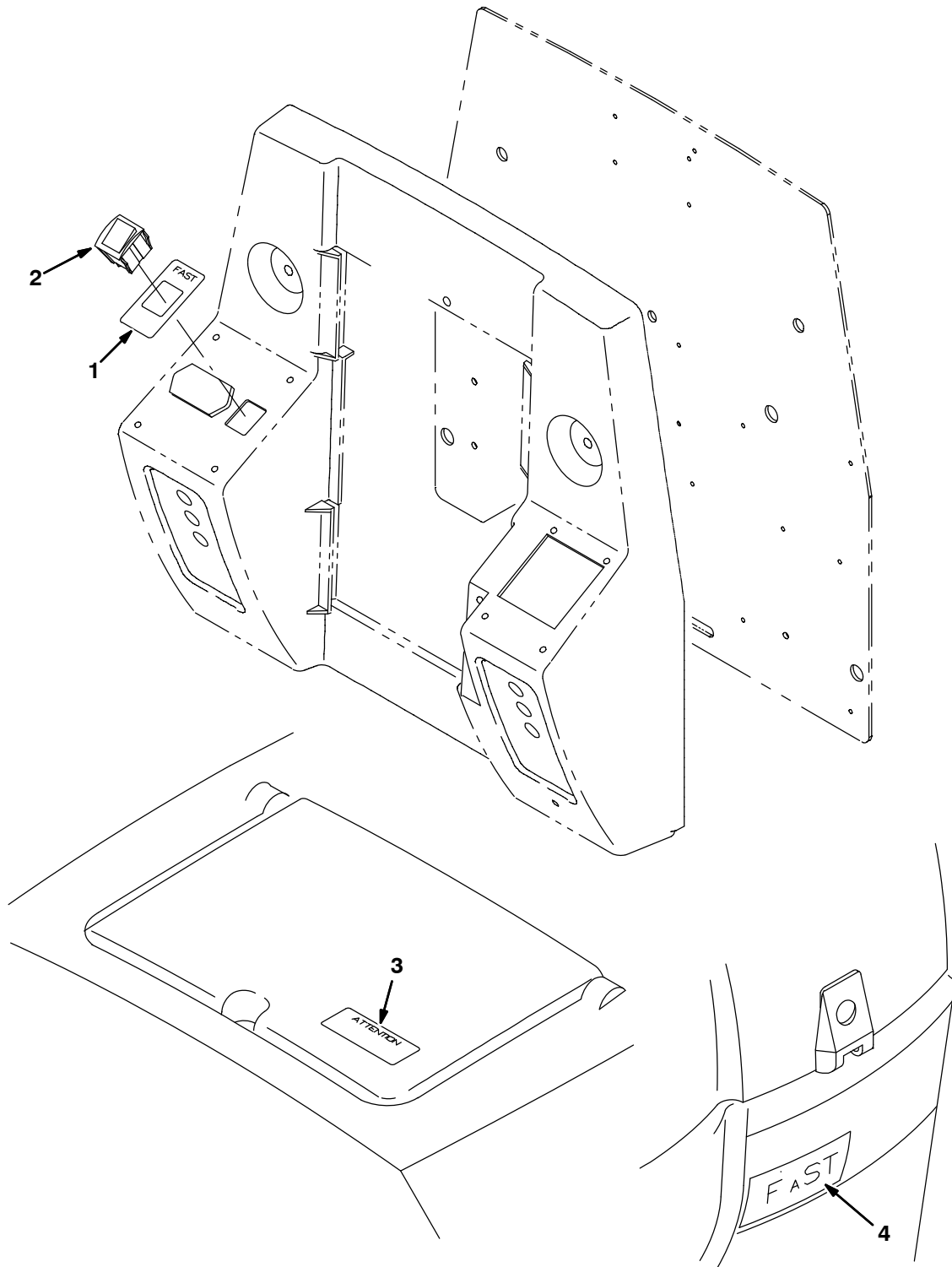
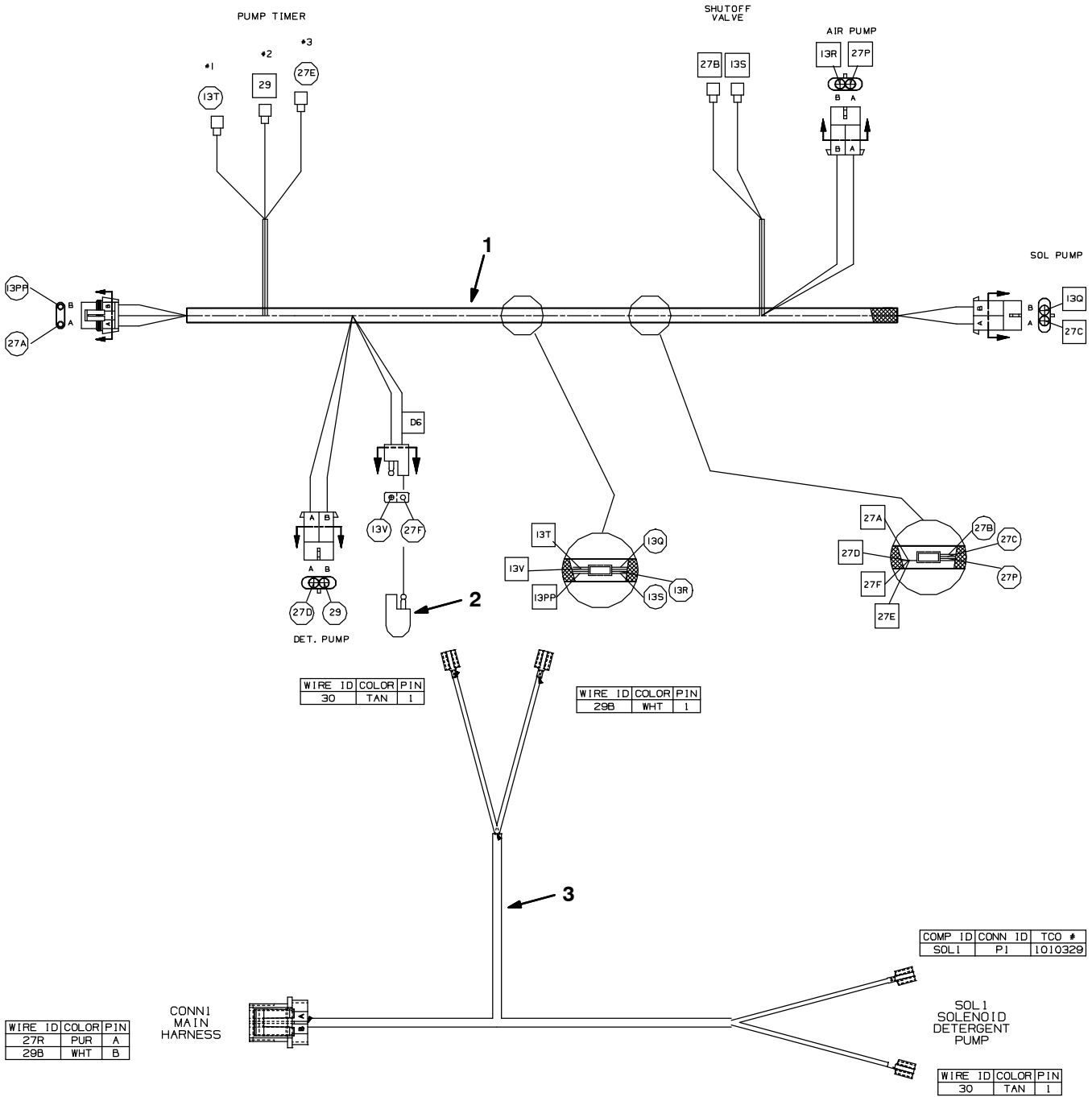


Fig. 11 – FaST Operator Console Group

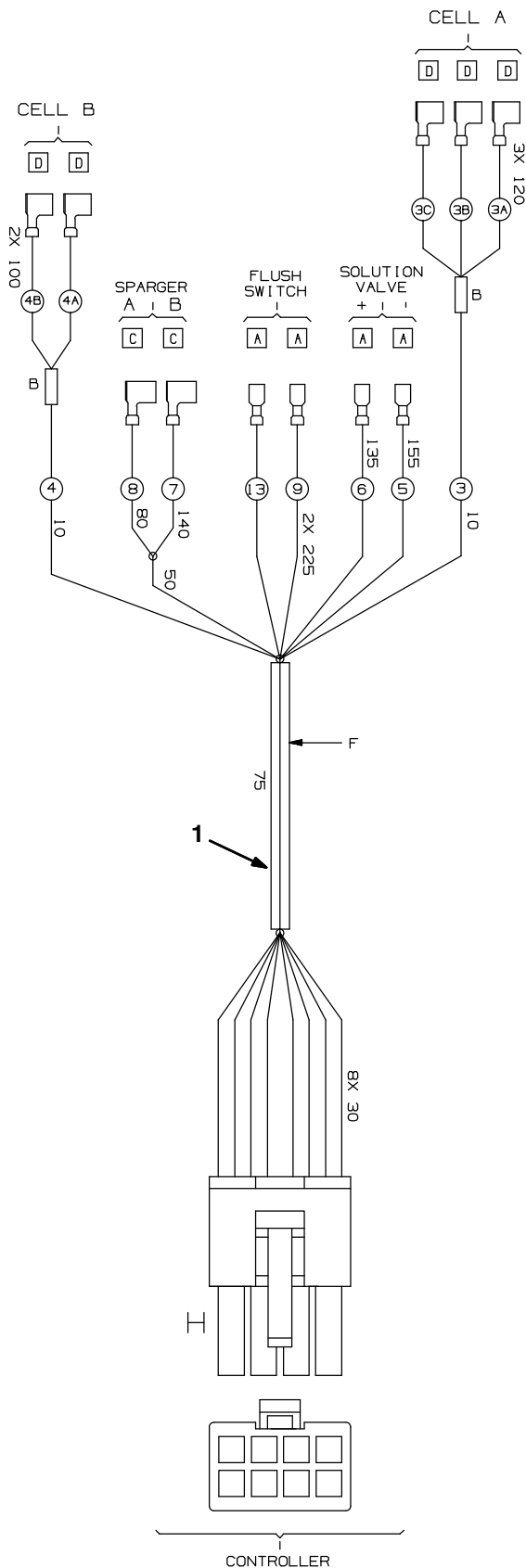
Ref.	Part No.	Serial Number	Description	Qty.
1	1005425	(10000000–) Label Set, Fast	1
2	363607	(10000000–) Switch, Rocker, 28vdc 16a Dpdt On/N/On	1
3	391451	(10000000–) Label, Attention, Fast	1
4	1005416	(10000000–) Label, Fast	2

Fig. 12 – FaST Wire Harness Group



Ref.	Part No.	Serial Number	Description	Qty.
1	397906	(10000000–) Harness, Ele, Fast [5700]	1
2	222290	(10000000–) Diode, Ele, Plug	1
3	1020556	(10000000–) Harness, Adaptor, [Fast Det 36V To 24V]	1

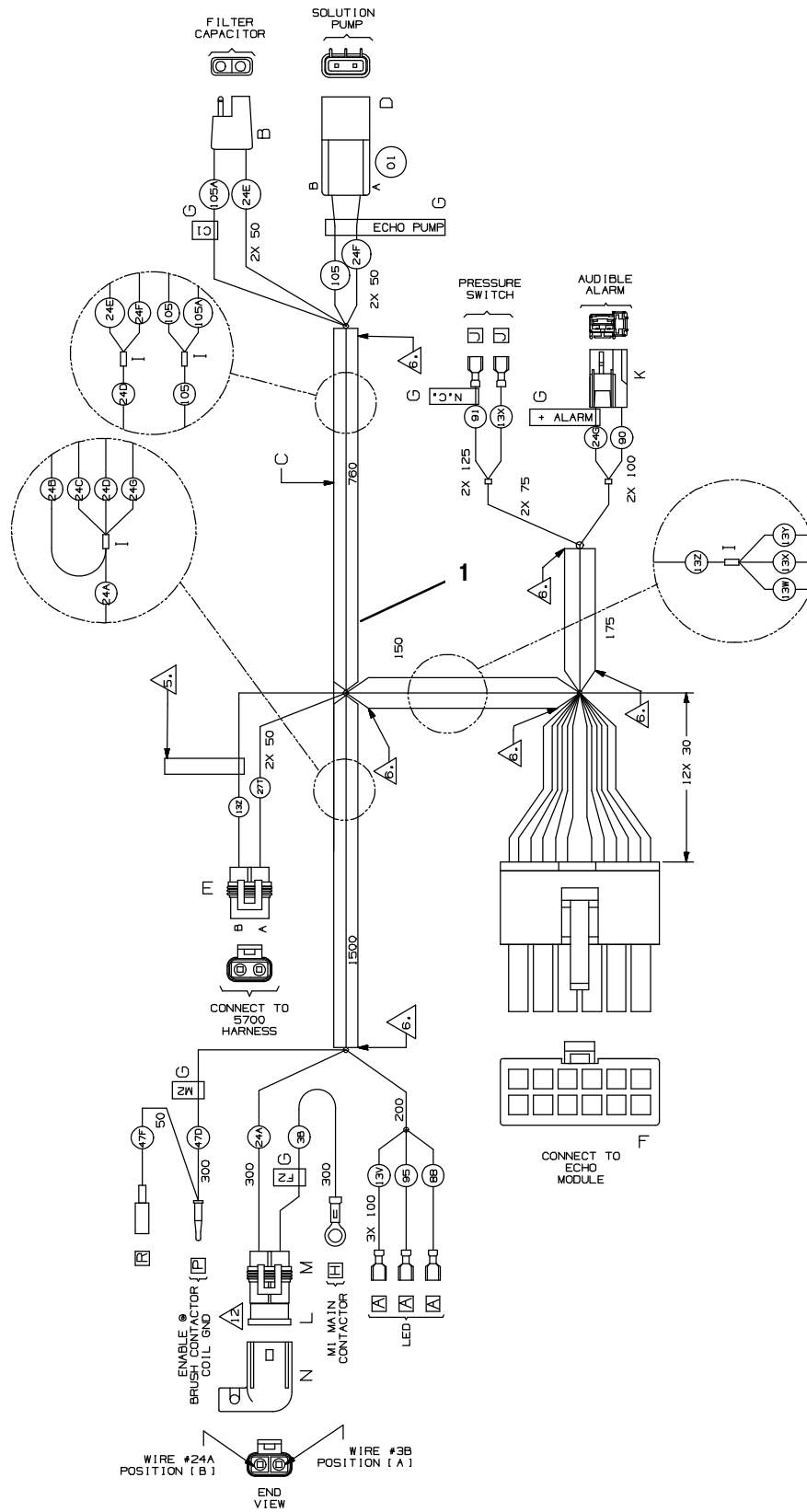
Fig. 13 – ec-H2O Main Control Board Harness Group (S/N 10436743–)



Ref.	Part No.	Serial Number	Description	Qty.
1	1049489	(10436743–)	Harness, Main,Controlboard[Ec-H2o 5cell]	1

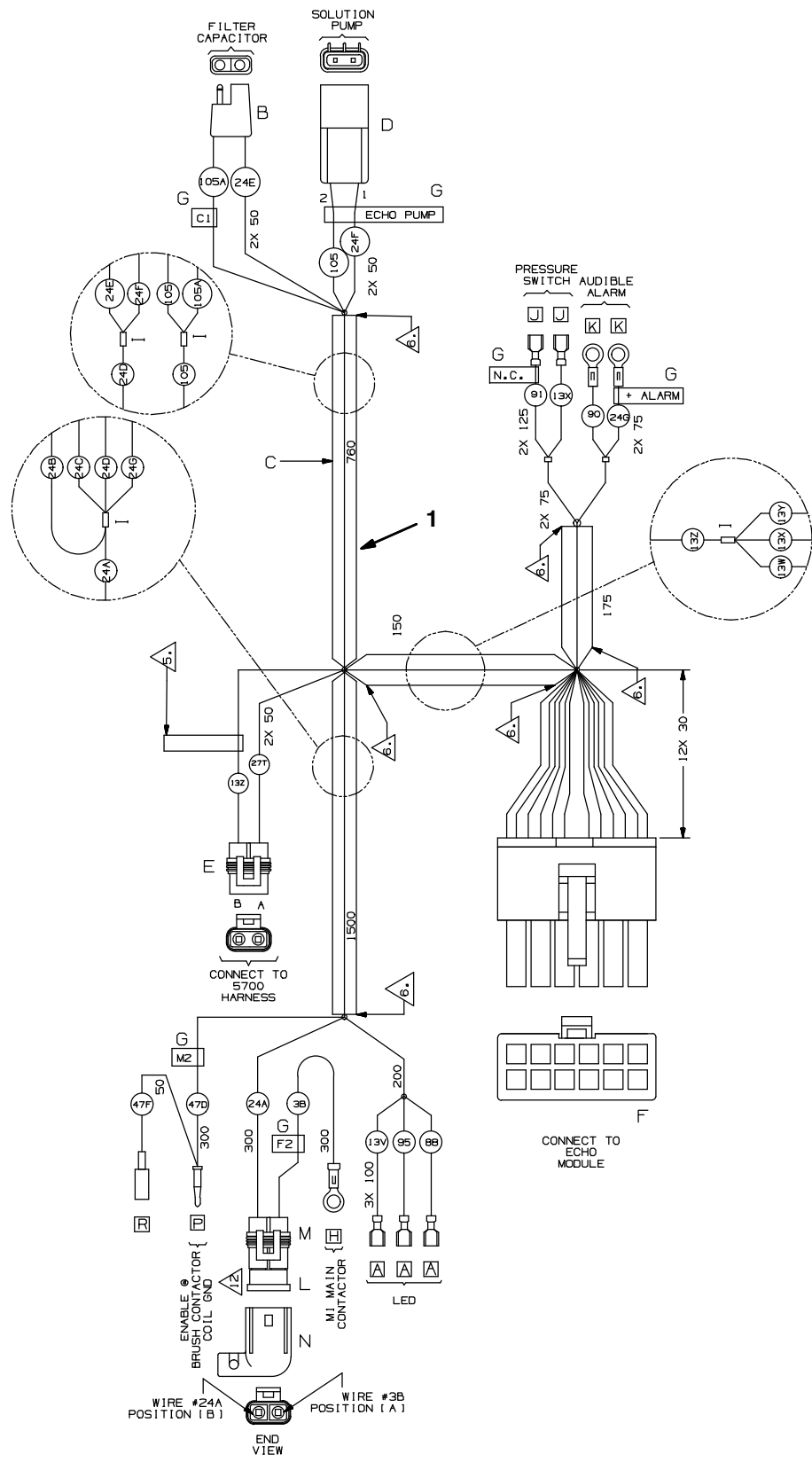
Fig. 14 – ec-H2O Wire Harness Group (S/N 10446384–)

355131



Ref.	Part No.	Serial Number	Description	Qty.
1	1055478	(10446384–)	Harness Assy, Wire [5700 Ec-H2o]	1

Fig. 15 - ec-H2O Wire Harness Group (S/N 10403557-10446383)



Ref.	Part No.	Serial Number	Description	Qty.
1	1044833	(10403557-10446383)	Harness Assy, Wire, ec-H2O [5700]	1

Fig. 16 – *ec-H2O* Solution Pump Group

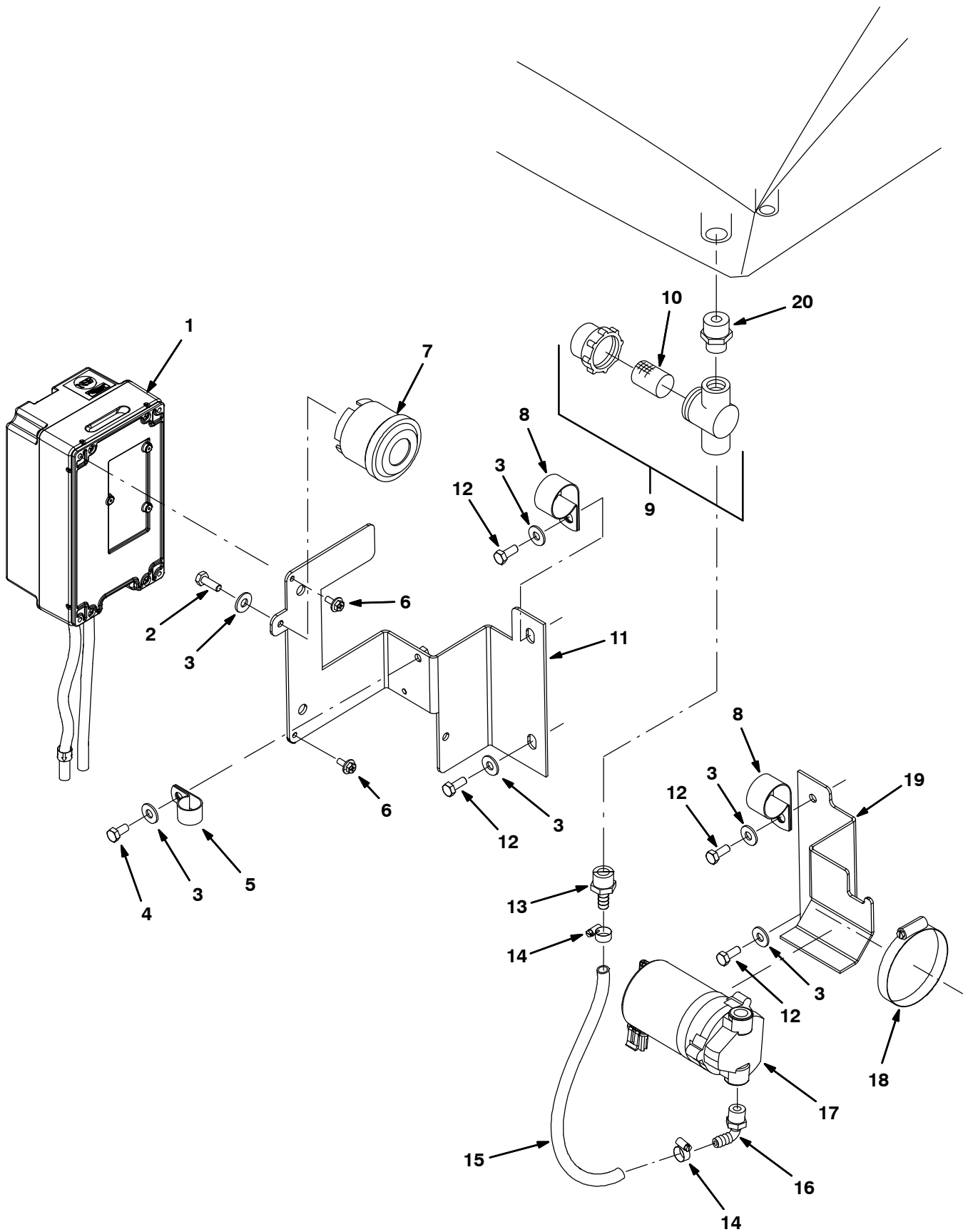


Fig. 16- ec-H2O Solution Pump Group

Ref.	Part No.	Serial Number	Description	Qty.	
1	9007970	(10436743-) Module Kit, Replmt [Ec-H2o] (See Breakdowns)	1	
1	9006161	(10403557-10436742) Module Kit, Replmt [Ec-H2o] (See Breakdowns)	1	
2	01697	(10403557-) Screw, Hex, .25-20 X 0.62, Ss	1	
3	01685	(10403557-) Washer, Flat, 0.38b 0.88d .08, Ss	6	
4	15675	(10403557-) Screw, Hex, M8 X 1.25 X 16, Ss	1	
5	69234	(10403557-) Clamp, Cable, Stl, 1.00d X 0.75w, 1hole	1	
6	1034731	(10403557-) Screw, Hex, M6 X 1.00 X 16, Sems, Ss	2	
7	1018505	(10446384-) Horn, 12-48vdc [88.5 Decibels]	1	
7	392937	(10403557-10446383) Horn, 12-48vdc [94 Decibels]	1	
8	53466	(10403557-) Clamp, Cable, Stl, 1.50d X 1.00w, 1hole	2	
∇	9	1005388	(10403557-) Filter, In-Line, Pf08/Pf08 080mesh 02.6l	1
▲	10	1005304	(10403557-) Screen, Fltr, 80 Mesh, Ss	1
11	1044803	(10403557-) Bracket, ec-H2O Module [5680/5700]	1	
12	12273	(10403557-) Screw, Hex, M8 X 1.25 X 20, NI, Ss	4	
13	79273	(10403557-) Fitting, Plstc, Str, Bm06/Pm08	1	
14	43844	(10403557-) Clamp, Hose, Wormdrive, 0.25-0.62d, .31w	2	
15	1006400	(10403557-) Hose, Afmkt, Pvc, Brd, 0.38id, 03ft, Clr	1	
16	1005630	(10403557-) Fitting, Plstc, E90, Bm06/Pm06, Nyl	1	
17	1042495	(10403557-) Pump, Soltn, Ele, 24vdc, 35psi	1	
18	43555	(10403557-) Clamp, Hose, Wormdrive, 2.50-3.50d, .50w	1	
19	1002603	(10403557-) Bracket, Pump, Soltn	1	
20	1005218	(10403557-) Fitting, Plstc, Str, Pm08/Pm12, Nyl	1	

∇ - Identifies an assembly

▲ - Identifies parts included in assembly

Fig. 17 – ec-H2O Solution Supply Group, Disk Scrub Head

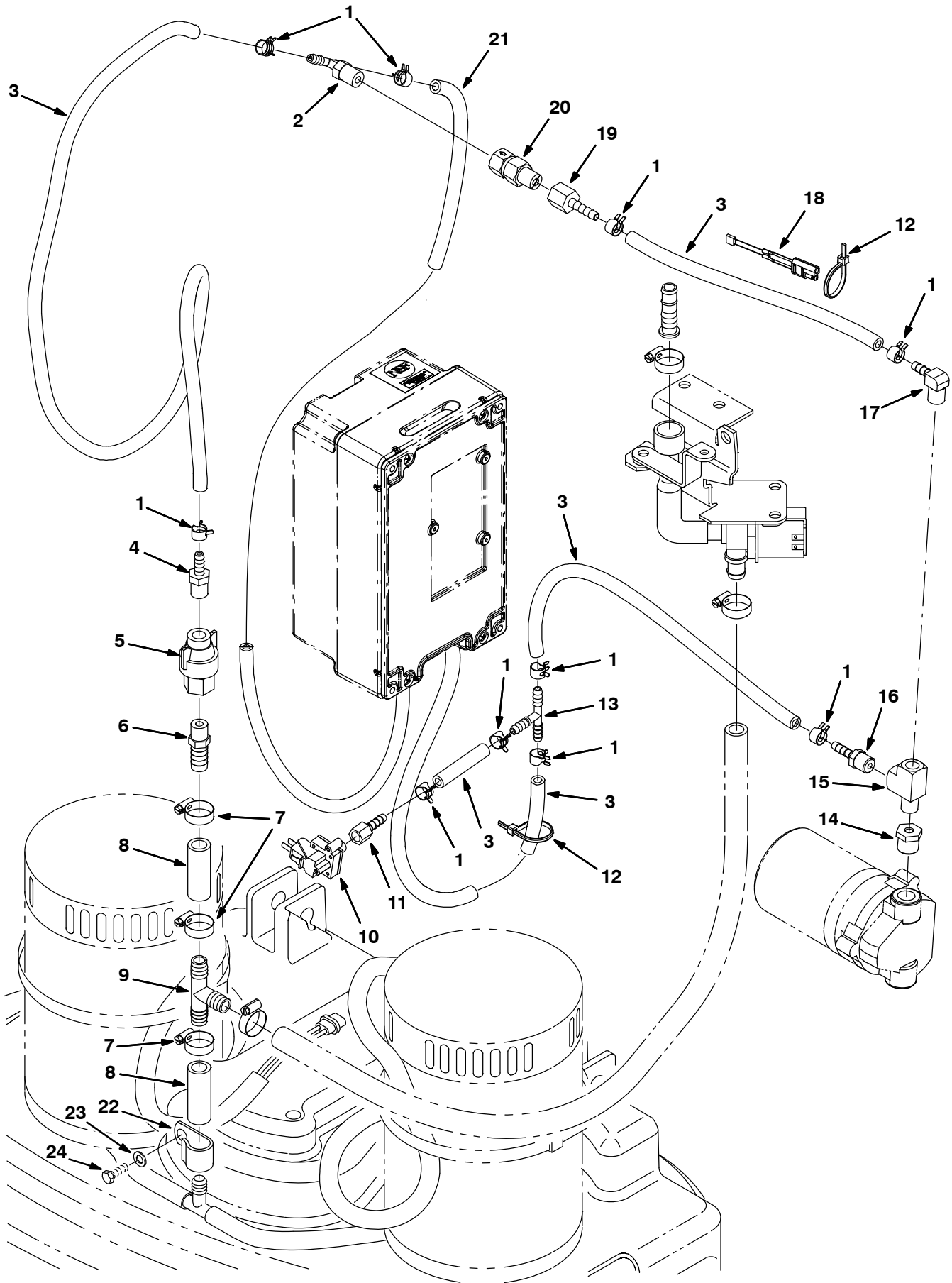


Fig. 17 – ec–H2O Solution Supply Group, Disk Scrub Head

Ref.	Part No.	Serial Number	Description	Qty.
1	603654	(10403557–) Clamp, Hose, Ear, .44d [Ctb]	10
2	607306	(10403557–) Fitting, Plstc, Tee, Bm04/Bm04/Pm04, Br	1
3	578820000	(10403557–) Hose, Pvc, Brd, 0.25id 0.44od 157.2l,Clr	1
4	50901	(10403557–) Fitting, Plstc, Str, Bm04/Pm04	1
5	1043866	(10403557–) Fitting Assy, Qd, Pf04	1
6	1010775	(10403557–) Fitting, Plstc, Str, Bm08/Pm04, Nyl	1
7	54333	(10000000–) Clamp, Hose, Wormdrive, 0.31–0.88d, .31w	2
8	1006401	(10000000–) Hose, Afmkt, Pvc, Brd, 0.50id, 03ft, Clr	1
9	63245–1	(10000000–) Fitting, Plstc, Tee, Bm08/Bm08/Bm08	1
10	1044415	(10403557–) Switch, Press, 18psi, Pm02	1
11	150520	(10403557–) Fitting, Brs, Str, Bm04/Pf02	1
12	130773	(10403557–) Tie, Cable, Nyl, 11.0l, .14w, 3.0 Max. D	2
13	150713	(10403557–) Fitting, Plstc, Tee, Bm04/Bm04/Bm04	1
14	150006	(10403557–) Fitting, Brs, Str, Pf04/Pm06, Bshg	1
15	150709	(10403557–) Fitting, Brs, Tee, Pm04/Pf04/Pf04, Run	1
16	150515	(10403557–) Fitting, Brs, Str, Bm04/Pm04 [Taped]	1
17	150418	(10403557–) Fitting, Brs, E90, Bm04/Pm04	1
18	1040868	(10403557–) Capacitor, Plug [.01 Uf, 200v]	1
19	150510	(10403557–) Fitting, Brs, Str, Bm04/Pf04	1
20	1044790	(10403557–) Valve, Check, 0025psi Pm04/Pf04	1
21	9004606	(10403557–) Hose, Pvc, Brd, .25id .45od 46l, Clr	1
22	30407	(10403557–) Clip, Keeper, Open	1
23	32483	(10403557–) Washer, Flat, 0.25, Sae	1
24	55845	(10403557–) Screw, Hex, M5 X 0.80 X 16, Fmg	1

OPTIONS

Fig. 18 - ec-H₂O Solution Supply Group, Model 700C / 800C / 900C Scrub Head

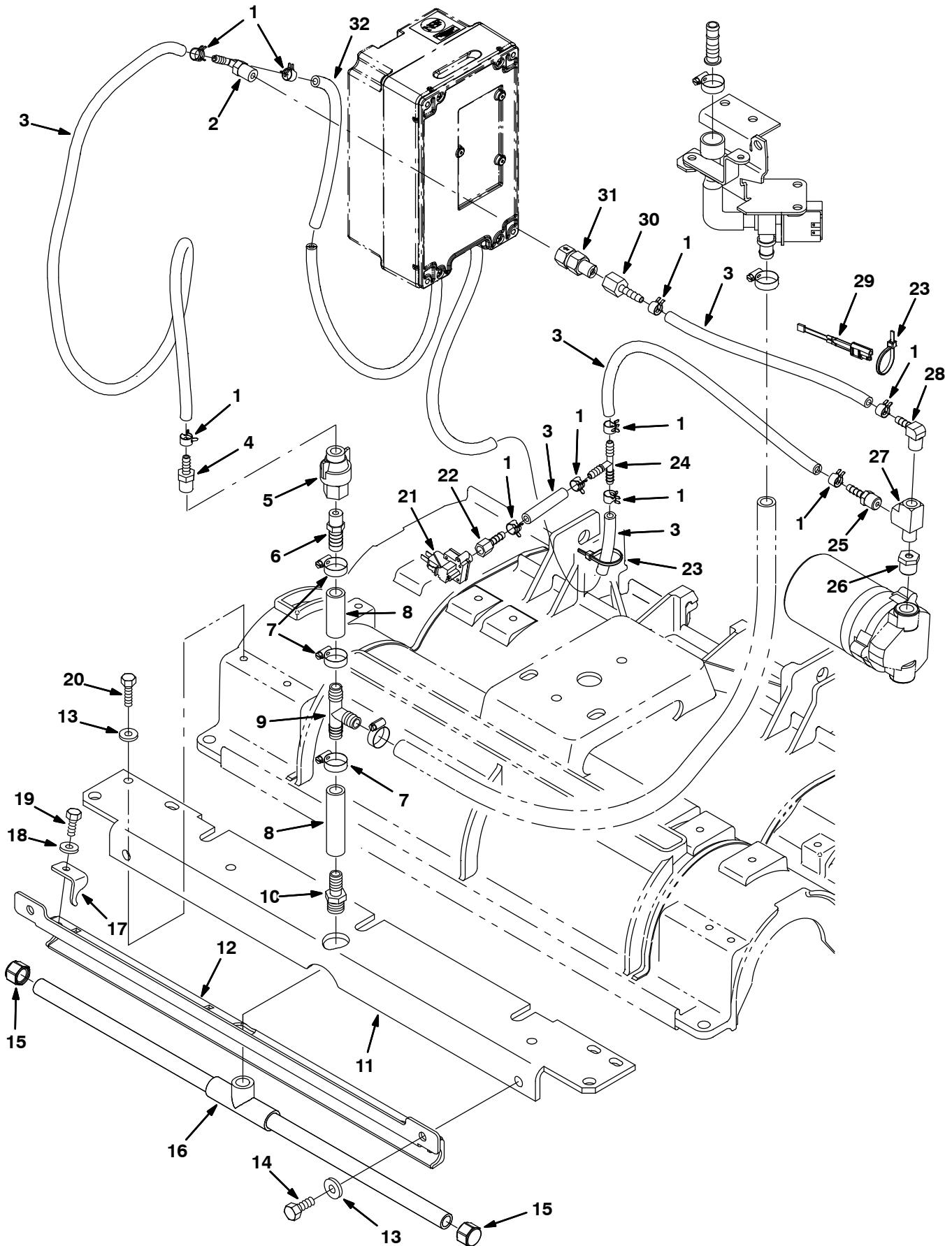
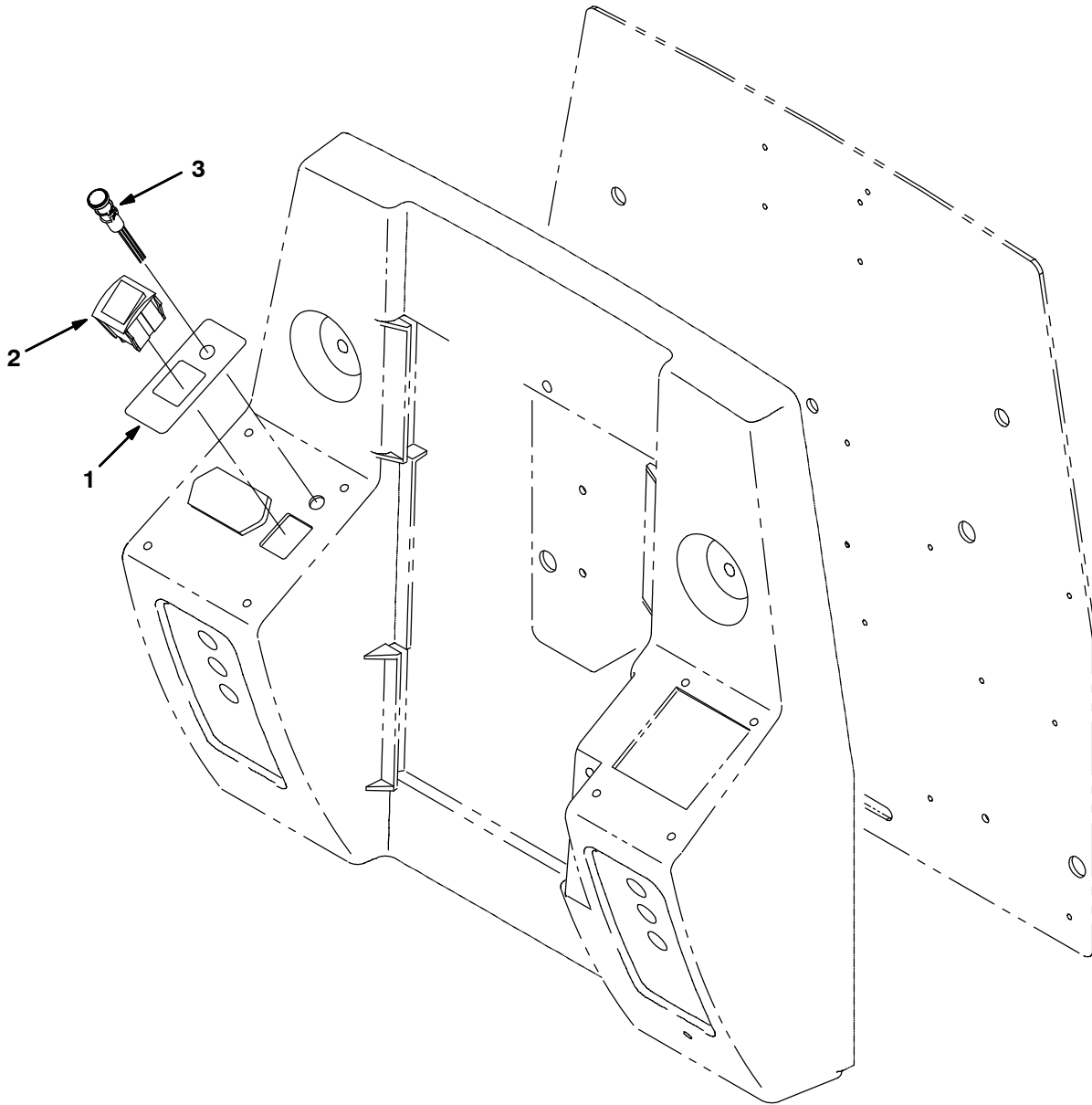


Fig. 18 – ec-H₂O Solution Supply Group, Model 700C / 800C / 900C Scrub Head

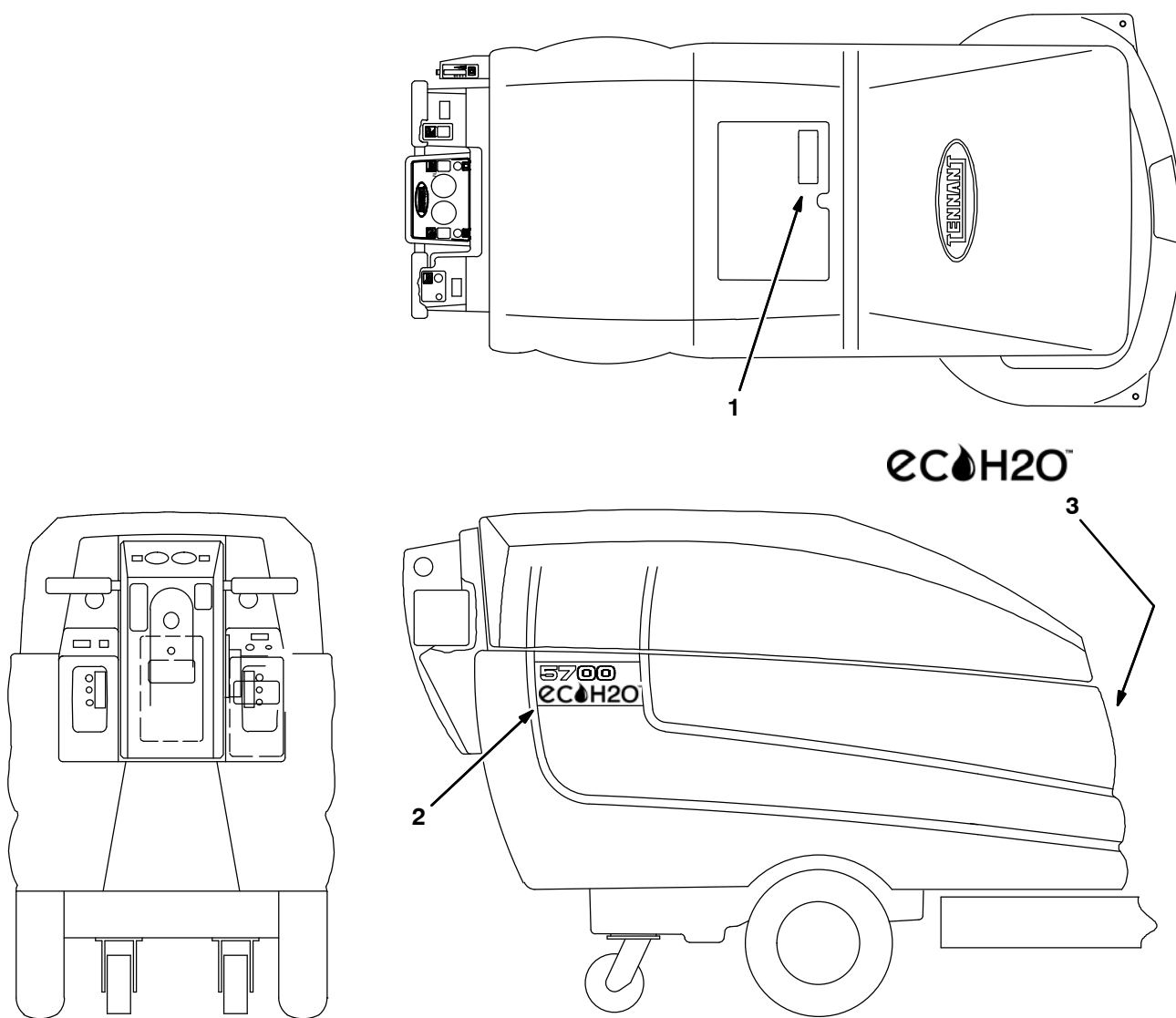
Ref.	Part No.	Serial Number	Description	Qty.
1	603654	(10403557-) Clamp, Hose, Ear, .44d [Ctb]	10
2	607306	(10403557-) Fitting, Plstc, Tee, Bm04/Bm04/Pm04, Br	1
3	578820000	(10403557-) Hose, Pvc, Brd, 0.25id 0.44od 157.2l,Clr	1
4	50901	(10403557-) Fitting, Plstc, Str, Bm04/Pm04	1
5	1043866	(10403557-) Fitting Assy, Qd, Pf04	1
6	1010775	(10403557-) Fitting, Plstc, Str, Bm08/Pm04, Nyl	1
7	54333	(10403557-) Clamp, Hose, Wormdrive, 0.31-0.88d, .31w	3
8	1006401	(10403557-) Hose, Afmkt, Pvc, Brd, 0.50id, 03ft, Clr	1
9	63245-1	(10403557-) Fitting, Plstc, Tee, Bm08/Bm08/Bm08	1
10	64743	(10000000-) Fitting, Plstc, Str, Bm08/Pm06	1
11	1046020	(10000000-) Angle, Head, Cylrcl, 700mm	1
11	1046023	(10000000-) Angle, Head, Cylrcl, 800mm	1
11	1047642	(10000000-) Angle, Head, Cylrcl, 900mm	1
12	1014993	(10000000-) Bracket Wldt, Bar, Spray, 700mm [7100]	1
12	1014957	(10000000-) Bracket Wldt, Bar, Spray, 800mm & 900mm [7100]	1
13	01685	(10000000-) Washer, Flat, 0.38b 0.88d .08, Ss	6
14	12273	(10000000-) Screw, Hex, M8 X 1.25 X 20, NI, Ss	2
15	1025580	(10000000-) Fitting, Pipe, Cap, P06, Nyl	2
16	1046049	(10000000-) Tube Assy, Bar, Spray (700mm)	1
16	1025276	(10000000-) Tube Assy, Bar, Spray [85cm] (800mm & 900mm)	1
17	1014673	(10000000-) Bracket, Bar, Spray	3
18	01684	(10000000-) Washer, Flat, 0.27b 0.69d .05, Ss	3
19	11635	(10000000-) Screw, Hex, M6 X 1.00 X 12, NI, Ss	3
20	76099	(10000000-) Screw, Hex, M8 X 1.25 X 25, Fmg	4
21	1044415	(10403557-) Switch, Press, 18psi, Pm02	1
22	150520	(10403557-) Fitting, Brs, Str, Bm04/Pf02	1
23	130773	(10403557-) Tie, Cable, Nyl, 11.0l, .14w, 3.0 Max. D	2
24	150713	(10403557-) Fitting, Plstc, Tee, Bm04/Bm04/Bm04	1
25	150515	(10403557-) Fitting, Brs, Str, Bm04/Pm04 [Taped]	1
26	150006	(10403557-) Fitting, Brs, Str, Pf04/Pm06, Bshg	1
27	150709	(10403557-) Fitting, Brs, Tee, Pm04/Pf04/Pf04, Run	1
28	150418	(10403557-) Fitting, Brs, E90, Bm04/Pm04	1
29	1040868	(10403557-) Capacitor, Plug [.01 Uf, 200v]	1
30	150510	(10403557-) Fitting, Brs, Str, Bm04/Pf04	1
31	1044790	(10403557-) Valve, Check, 0025psi Pm04/Pf04	1
32	9004606	(10403557-) Hose, Pvc, Brd, .25id .45od 46l, Clr	1

Fig. 19 - ec-H2O Operator Console Group



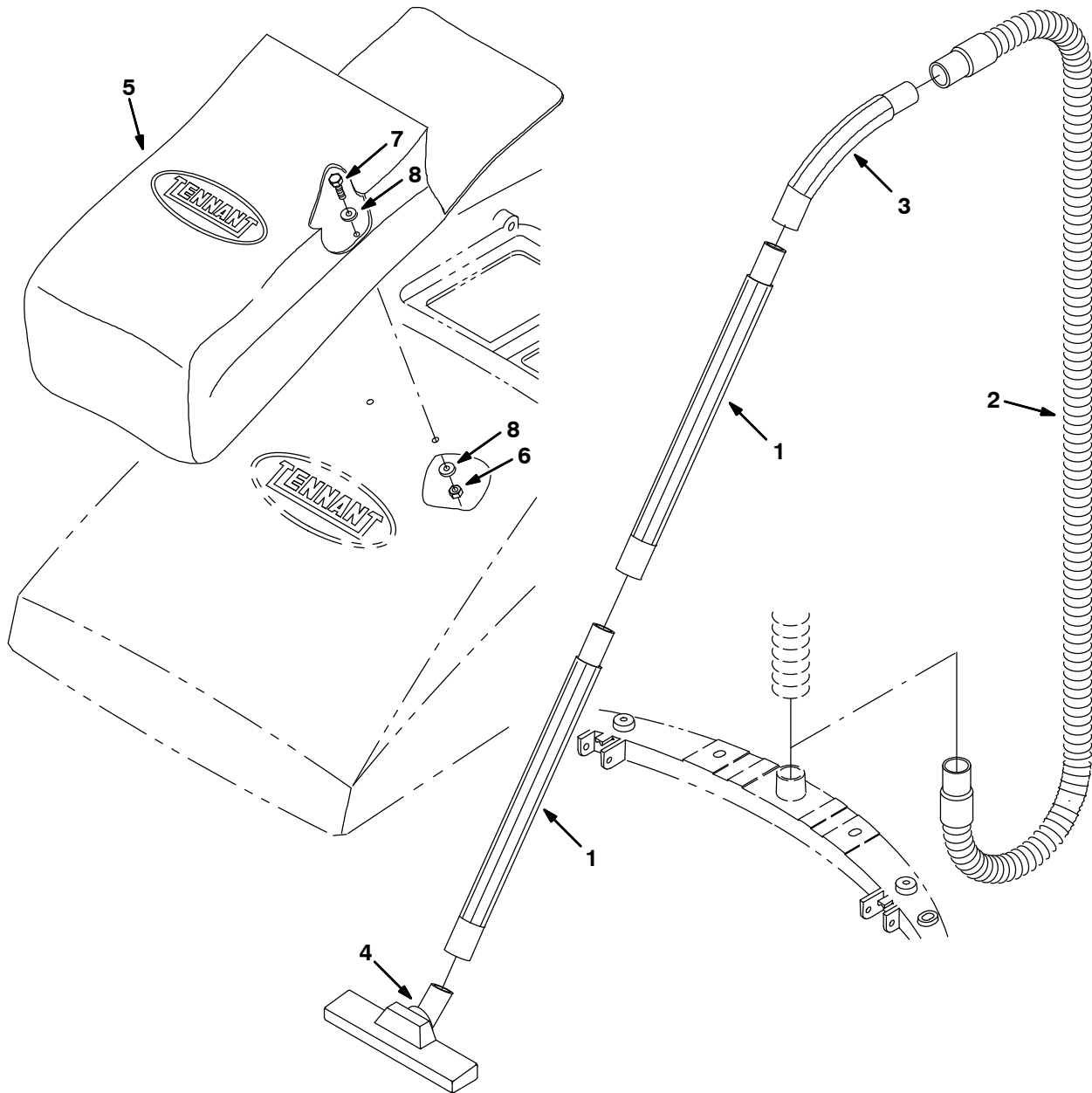
Ref.	Part No.	Serial Number	Description	Qty.
1	1050016	(10403557-) Label, Switch, ec-H2O [5700]	1
363607 2	397889	(10403557-) Switch, Rocker, Dpst, On / None / On	1
3	1041822	(10403557-) Light, Led, .312d, 5 Volt [Tri-Color]	1

Fig. 20 – ec-H2O Label Group



Ref.	Part No.	Serial Number	Description	Qty.
1	1050003	(10403557-) Label, User, Attention, ec-H2O	1
2	1050017	(10403557-) Label, Side, ec-H2O [5700]	2
3	1050014	(10403557-) Label, Front, ec-H2O [5680/5700]	2

Fig. 21 – Vacuum Wand Kit

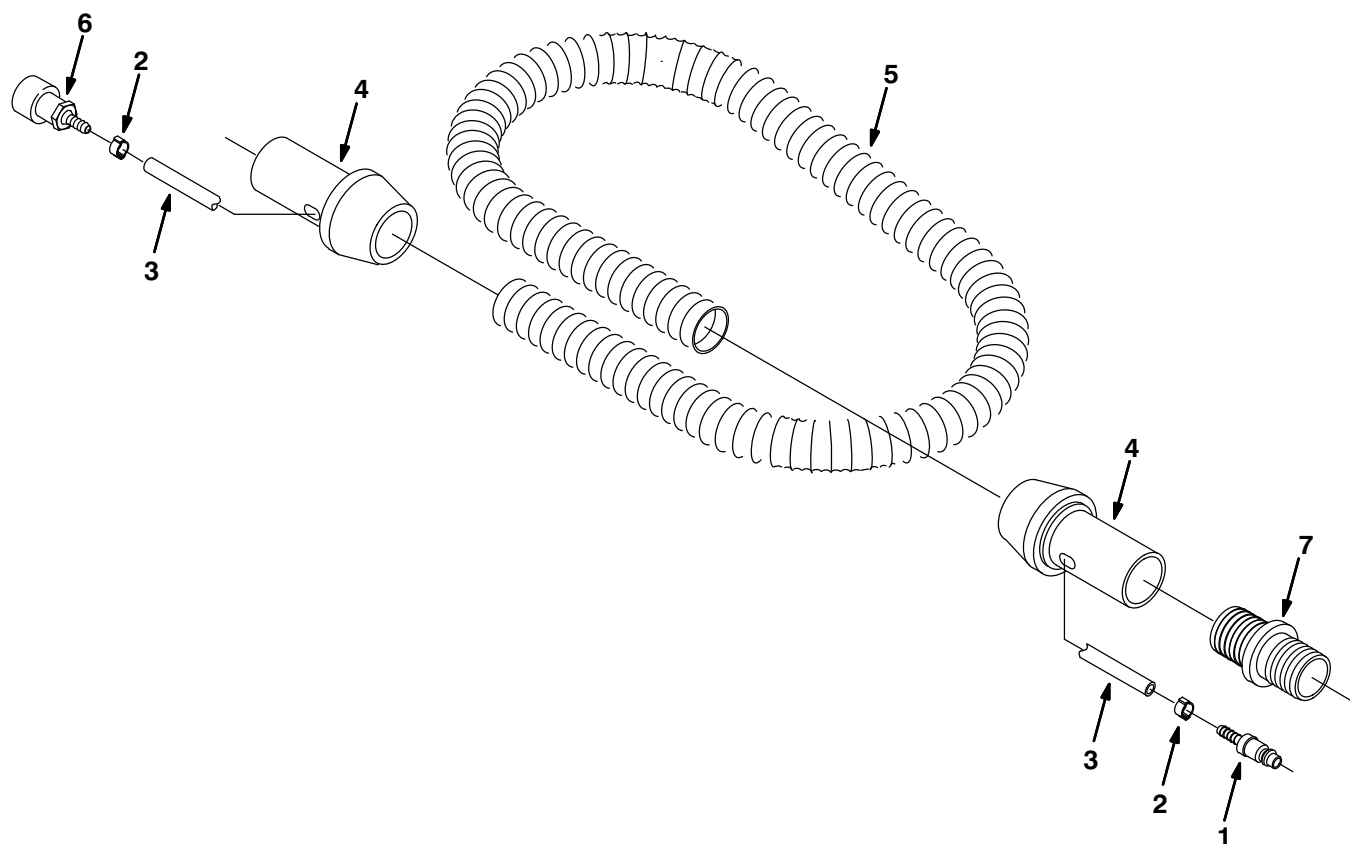


Ref.	Part No.	Serial Number	Description	Qty.
▽	222349	(10000000-)	Wand Vacuum 5700	1
▲	1 05579	(10000000-)	Wand, Vacuum	2
▲	2 05594	(10000000-)	Hose Assy, Vacuum Wand	1
▲	3 05584	(10000000-)	Hose End, Curved	1
▲	4 374077	(10000000-)	Nozzle, Vacuum Wand	1
▲	5 65580	(10000000-)	Bag, Power Wand	1
▲	6 08713	(10000000-)	Nut-Hxlocnyln M 8X1.25 Reg Ss	2
▲	7 09011	(10000000-)	Scr Hexssm 8X1.25 30	2
▲	8 01685	(10000000-)	Washer, Flat, 0.38b 0.88d .08, Ss	4

▽ – Identifies an assembly

▲ – Identifies parts included in assembly

Fig. 22 – Power Wand Hose Assembly



NOTE: Power Wand Kit, Tennant Part Number 222352, includes Fig. 22, Fig. 23, Fig. 24, and Fig. 25.

Ref.	Part No.	Serial Number	Description	Qty.
▽	65341	(10000000–) Hose Assembly	1
▲	1 578318000	(10000000–) Fitting, Quick Disconnect	1
▲	2 578160000	(10000000–) Clamp, Hose	2
▲	3 578820000	(10000000–) Hose	1
▲	4 578072000	(10000000–) Cuff, Swivel	2
▲	5 578276000	(10000000–) Hose, Vacuum	1
▲	6 578071000	(10000000–) Fitting, Quick Disconnect	1
	7 12694	(10000000–) Fitting, Plastic	1

▽ – Identifies an assembly

▲ – Identifies parts included in assembly

Fig. 23 – Power Wand Assembly

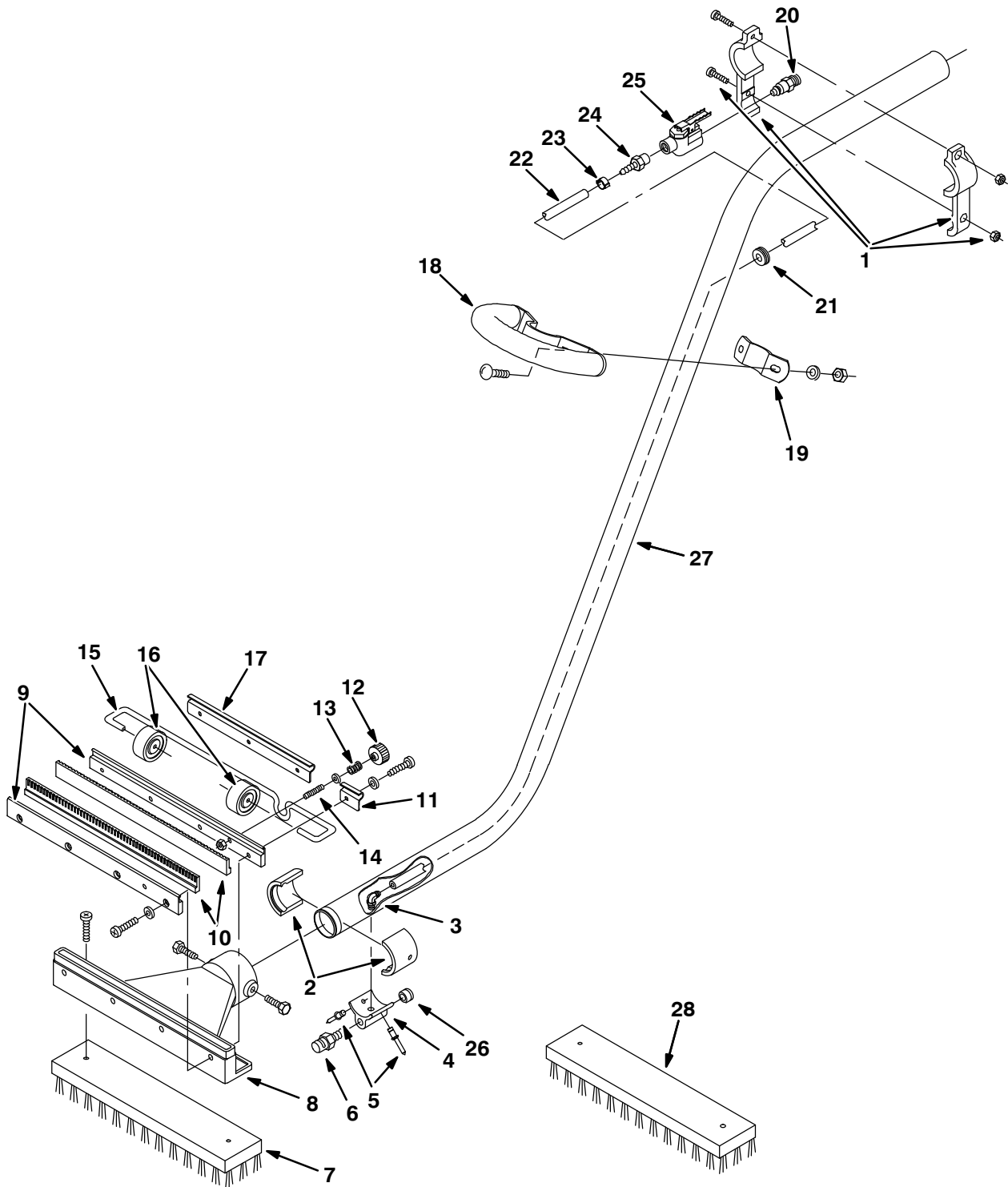


Fig. 23 – Power Wand Assembly

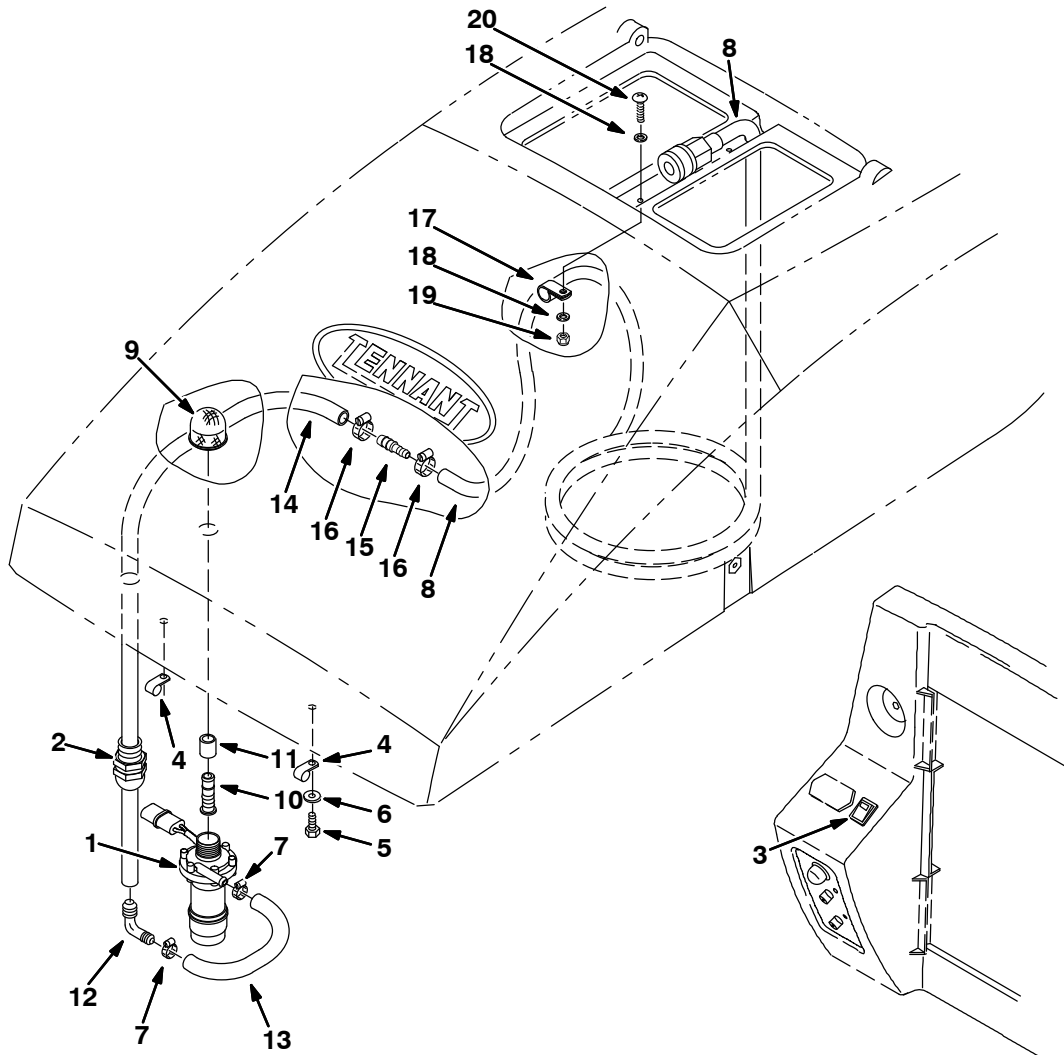
NOTE: Power Wand Kit, Tennant Part Number 222352, includes Fig. 22, Fig. 23, Fig. 24, and Fig. 25.

	Ref.	Part No.	Serial Number	Description	Qty.
▽		65340	(10000000–) Wand Assembly	1
▲	1	578077000	(10000000–) Bracket, Valve Mounting	1
▲	2	578061000	(10000000–) Adapter, Head	2
▲	3	1037595	(10000000–) Fitting, Plstc, E90, Bm04/Pm02, Nyl	1
▲	4	579112	(10000000–) Adapter, Nozzle	1
▲	5	602036000	(10000000–) Rivet, Pop	2
▲	6	578066000	(10000000–) Nozzle, Spray	1
▲	7	65610	(10000000–) Brush, Wand, Poly	1
▲	8	578063000	(10000000–) Head, Wand	1
▲	9	578078000	(10000000–) Strip, Retainer	2
▲	10	578074000	(10000000–) Blade, Squeegee	2
▲	11	578124000	(10000000–) Bracket, Axle	1
▲	12	578439	(10000000–) Knob, Adjustable, Squeegee	1
▲	13	578228000	(10000000–) Spring, Compression	1
▲	14	578143000	(10000000–) Stud, Adjustable	1
▲	15	578126000	(10000000–) Axle, Wand	1
▲	16	578125000	(10000000–) Wheel, Guide	2
▲	17	578123000	(10000000–) Bracket, Axle	1
▲	18	578155000	(10000000–) Handle, Wand	1
▲	19	578154000	(10000000–) Bracket, Handle Mounting	1
▲	20	578091000	(10000000–) Fitting, Quick Disconnect	1
▲	21	578164000	(10000000–) Grommet	1
▲	22	578821000	(10000000–) Hose, Solution	1
▲	23	578161000	(10000000–) Clamp, Hose	2
▲	24	578094000	(10000000–) Fitting, Straight	1
▲	25	578064000	(10000000–) Valve, Water	1
▲	26	150208	(10000000–) Fitting, Plug	1
▲	27	578060000	(10000000–) Wand, Off-Aisle	1
	28	65582	(10000000–) Brush, Wand AB (Optional)	1

▽ – Identifies an assembly

▲ – Identifies parts included in assembly

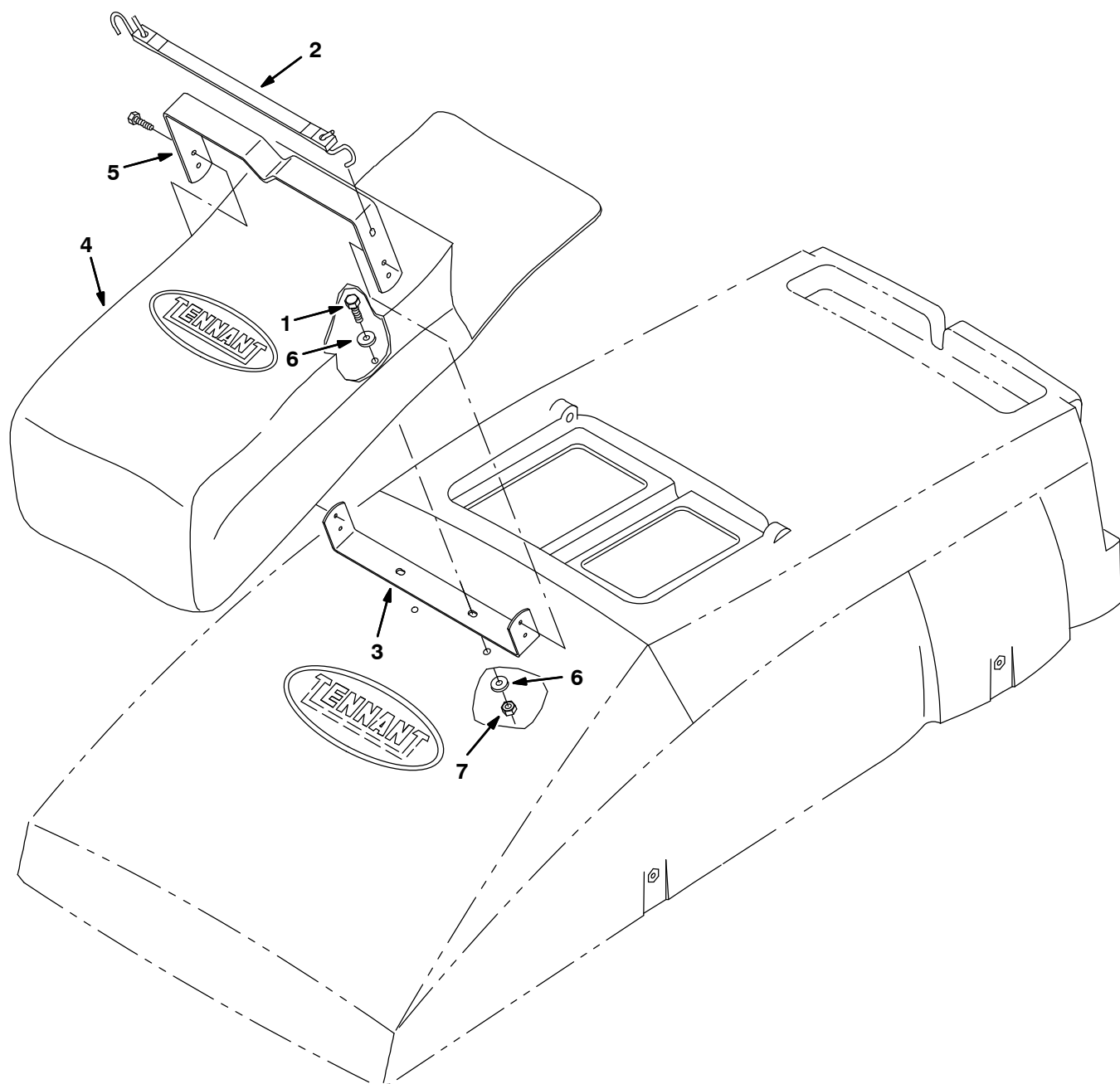
Fig. 24 – Power Wand Pump and Fittings Group



NOTE: Power Wand Kit, Tennant Part Number 222352, includes Fig. 22, Fig. 23, Fig. 24, and Fig. 25.

Ref.	Part No.	Serial Number	Description	Qty.
1	222258	(10000000-)	Pump, Water 0.5 Gpm 12Psi 36V	1
2	222374	(10000000-)	Ftg-Plastic Str Specl 12Pm	1
3	222117	(10000000-)	Switch	1
4	40678	(10000000-)	Clamp,Cable .44D .62Wide	2
5	49826	(10000000-)	Scr-Hexssm 8X1.25 16 Nylon Loc	2
6	01685	(10000000-)	Washer, Flat, 0.38b 0.88d .08, Ss	2
7	43844	(10000000-)	Clamp-Wormdrive, 0.25 - 0.62D	2
8	222810	(10000000-)	Hose Assy, Water	1
9	222742	(10000000-)	Screen, Drain	1
10	222728	(10000000-)	Ftg, Str, Drain	1
11	222750	(10000000-)	Hose	1
12	621217000	(10000000-)	Fitting, Plstc, E90, Bm06/Bm08	1
13	1014971	(10000000-)	Hose, Afmkt, Pvc, Brd, 0.38id, 01ft, Clr	1
14	1015068	(10000000-)	Hose, Afmkt, Pvc, Clr, 0.50id, 03ft	1
15	612774	(10000000-)	Fitting, Plstc, Str, Bm06/Bm08	1
16	54333	(10000000-)	Clamp, Hose, Wormdrive, 0.31-0.88d, .31w	2
17	140916	(10000000-)	Clamp, Cable, Nyl, 0.62d, Nat	1
18	01683	(10000000-)	Washer, Flat, 10, Ss	2
19	09739	(10000000-)	Nut, Hex, Lock, M5 X 0.80, NI, Ss	1
20	24196	(10000000-)	Screw, Pan, Phl, M5 X 0.8 X 20, Ss	1

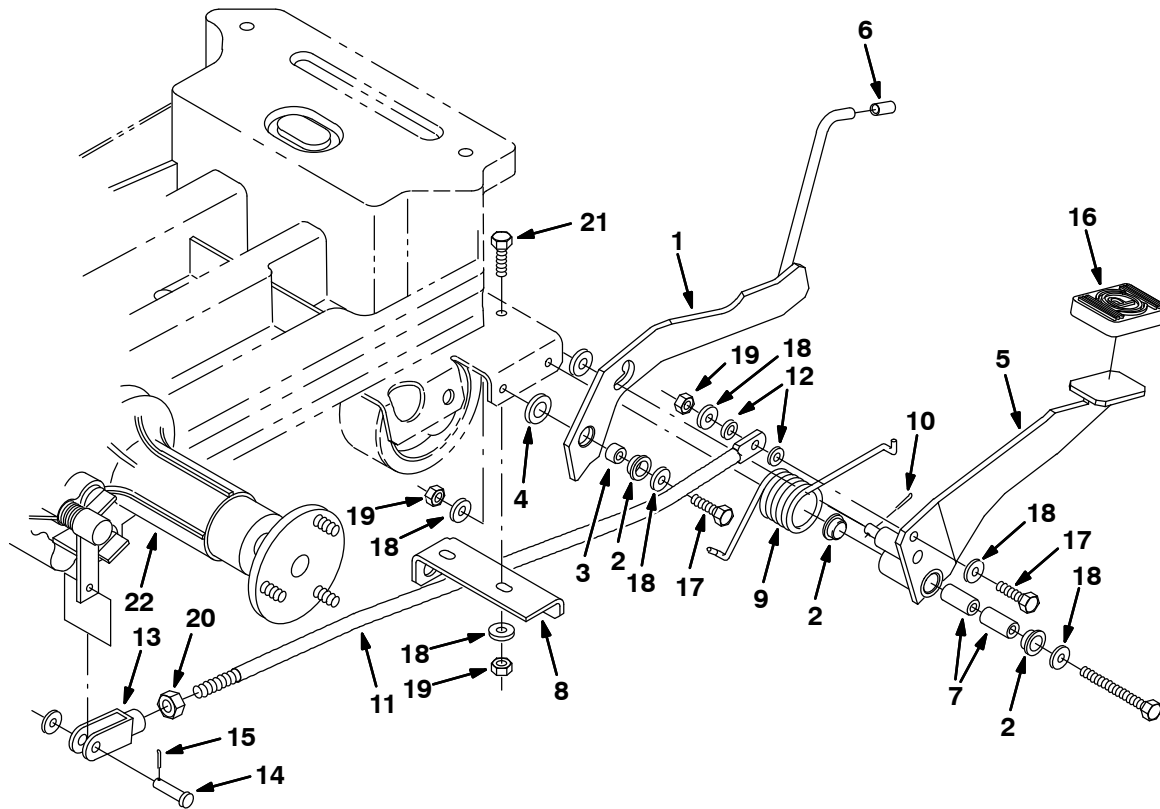
Fig. 25 – Power Wand Mount Group



NOTE: Power Wand Kit, Tennant Part Number 222352, includes Fig. 22, Fig. 23, Fig. 24, and Fig. 25.

Ref.	Part No.	Serial Number	Description	Qty.
1	09011	(10000000–)	Scr Hexssm 8X1.25 30	2
2	57769	(10000000–)	Strap, Rubber	2
3	222367	(10000000–)	Bracket, Mtg, Bag	1
4	65580	(10000000–)	Bag, Power Wand	1
5	222366	(10000000–)	Bracket, Sppt, Wand	1
6	01685	(10000000–)	Washer, Flat, 0.38b 0.88d .08, Ss	4
7	08713	(10000000–)	Nut–Hxlocnyln M 8X1.25 Reg Ss	2

Fig. 26 – Parking Brake Group

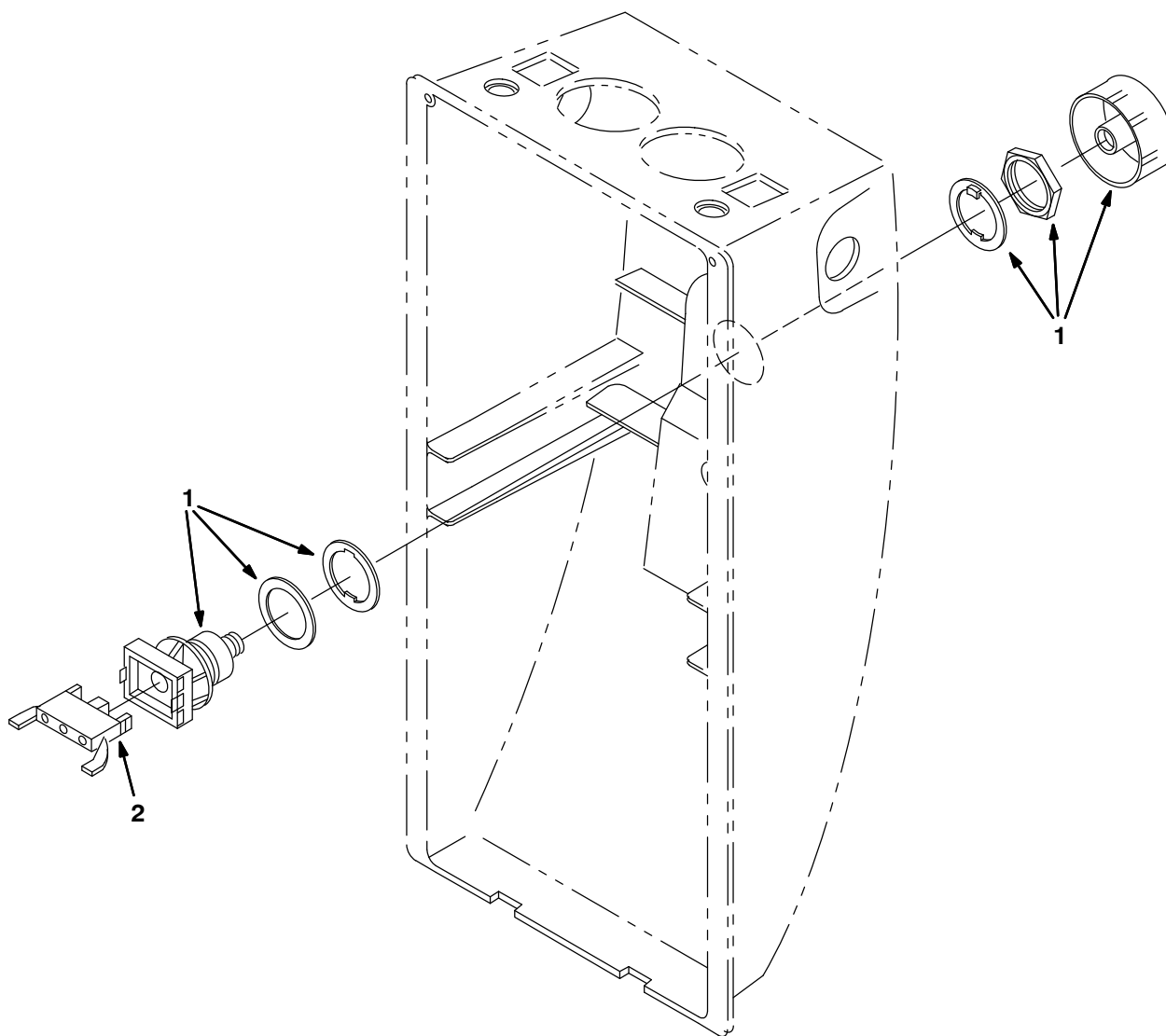


Ref.	Part No.	Serial Number	Description	Qty.
1	222552	(10000000–)) Plate Weldment, Stop	1
2	04843	(10000000–)) Bearing, Flange .625 Bore	3
3	222556	(10000000–)) Sleeve .62D .34B .38L	1
4	28862	(10000000–)) Washer–Thrust	1
5	222547	(10000000–)) Brake Weldment, Parking	1
6	222555	(10000000–)) Grip, Handle	1
7	222028	(10000000–)) Sleeve, .344B .62D1.3 Bronze	2
8	222651	(10000000–)) Bracket, Lift Retainer	1
9	222560	(10000000–)) Spring, Torsion	1
10	08179	(10000000–)) Pin, Cotter .094X1.00	1
11	222546	(10000000–)) Rod, Brake .50 D	1
12	43454	(10000000–)) Washer, .344B .69D .06Nylon	2
13	222558	(10000000–)) Clevis, Adjustable M12	1
14	04743	(10000000–)) Pin,Clevis,0.31 Dia.X 1.12 Lg	1
15	39005	(10000000–)) Pin– Cotter .094X0.75	1
16	222593	(10000000–)) Pad, Pedal	1
17	09011	(10000000–)) Scr Hexssm 8X1.25 30	2
18	01685	(10000000–)) Washer, Flat, 0.38b 0.88d .08, Ss	8
19	08713	(10000000–)) Nut–Hxlocnyln M 8X1.25 Reg Ss	5
20	07788	(10000000–)) Nut Hx Std Ss M12X1.75	1
21	09010	(10000000–)) Scr Hexssm 8X1.25 25	2
▽	22	1038594	(10368984–) Transaxle, Assy, w/Motor [W/ Park Lock]	1
▲▽		1040886	(10368984–) Motor, Transaxle	1
▲		1040891	(10368984–) Brush, Motor, Transaxle [Pk of 4]	1
	22	1033765	(10321996–10368983) Transaxle Assy, W/Parking Brake (See Breakdowns)	1
	22	222037	(10000000–10321995) Transaxle Assy, W/Parking Brake (See Breakdowns)	1

▽ – Identifies an assembly

▲ – Identifies parts included in assembly

Fig. 27 – Power Kill Switch Kit



	Ref.	Part No.	Serial Number	Description	Qty.
▽		222664	(10000000–) Button Kit Battery Cutout 5700	1
▲	1	78553	(10000000–) Switch, Pushbutton	1
▲	2	65665	(10000000–) Contact, Switch	1

▽ – Identifies an assembly

▲ – Identifies parts included in assembly

Fig. 28 - Dual Vacuum Fan Kit

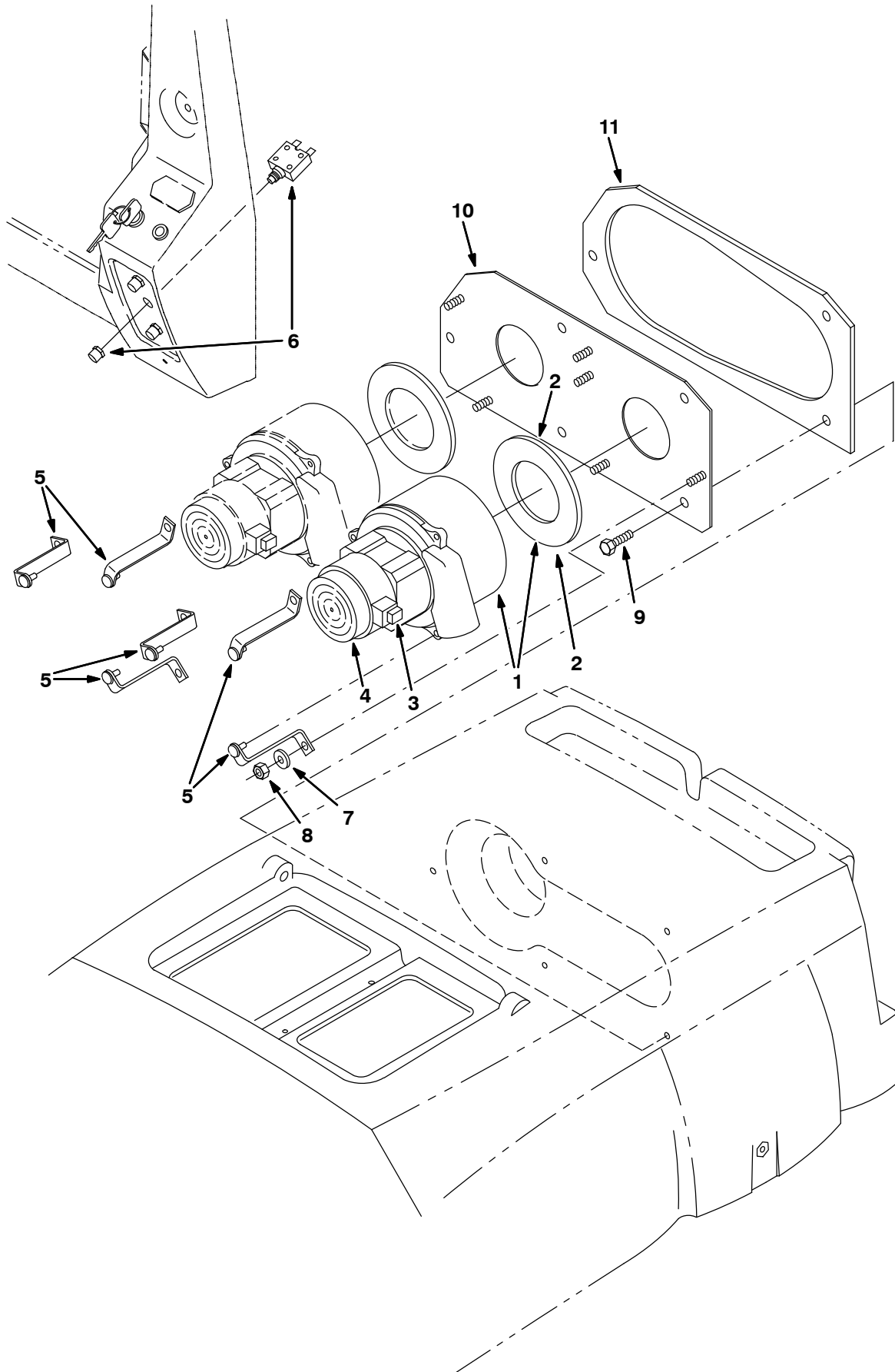


Fig. 28 – Dual Vacuum Fan Kit

	Ref.	Part No.	Serial Number	Description	Qty.
▽		222355	(10000000–) Vacuum Fan Kit, Dual	1
▲▽	1	9004054	(10000000–) Motor Kit, Vacuum, Replmt	1
▲▲	2	223264	(10000000–) Seal, Vac Fan	1
▲▲	3	1041772	(10355629–) Brush Kit, Motor, Fan [1 Kit = 2 Brsh]	1
▲▲	4	1041766	(10355629–) Cover, Cooling Fan	1
▲	5	222124	(10000000–) Bracket, Mounting, Vac Fan	6
▲	6	383727	(10000000–) Breaker, Circuit, 40Amp	1
▲	7	01685	(10000000–) Washer, Flat, 0.38b 0.88d .08, Ss	6
▲	8	08713	(10000000–) Nut–Hxlocnyln M 8X1.25 Reg Ss	6
▲	9	09010	(10000000–) Scr Hexssm 8X1.25 25	3
▲	10	222127	(10000000–) Plate, Fan Mtg, Dual	1
▲	11	222129	(10000000–) Gasket, Plate, Fan Mtg	1

▽ – Identifies an assembly

▲ – Identifies parts included in assembly

Fig. 29 - Wall Roller Kit

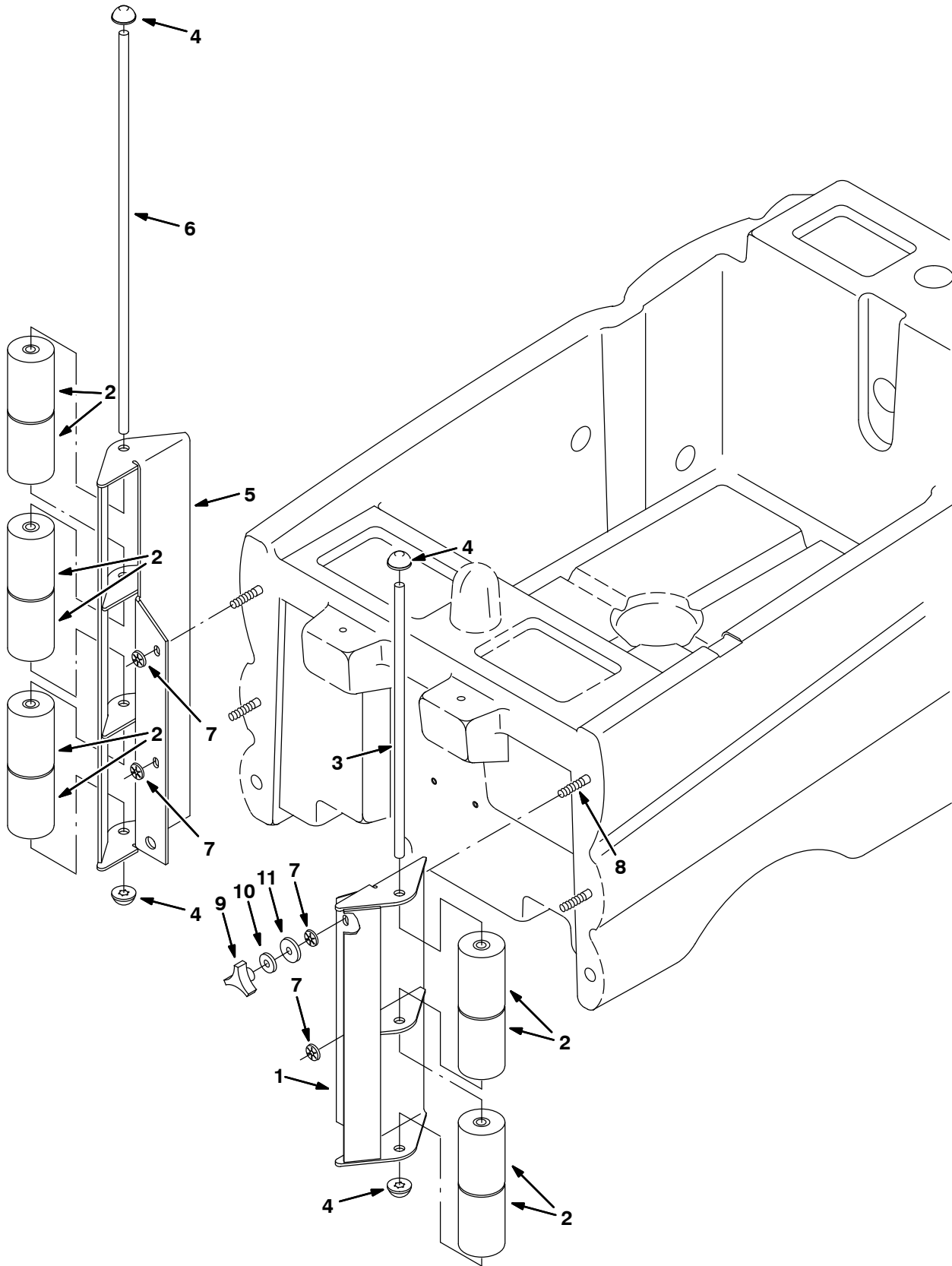


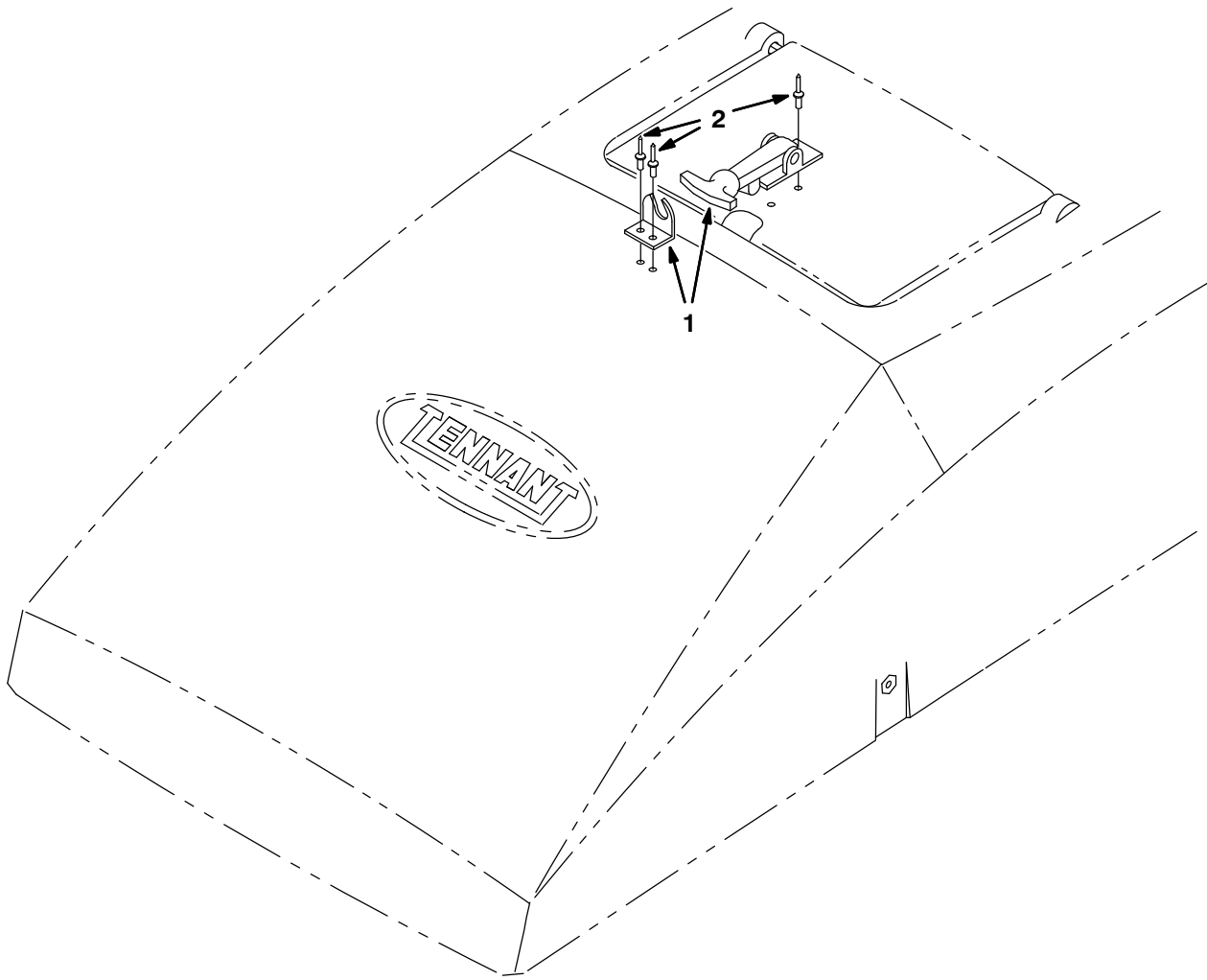
Fig. 29 – Wall Roller Kit

	Ref.	Part No.	Serial Number	Description	Qty.
▽		222663	(10000000–) Wall Roller Kit 5700	1
▲	1	222478	(10000000–) Bracket Wldt, Wall Roller, Lh	1
▲	2	222796	(10000000–) Roller	10
▲	3	222475	(10000000–) Shaft, Roller	1
▲	4	222479	(10000000–) Pushnut	4
▲	5	222477	(10000000–) Bracket Wldt, Wall Roller, Rh	1
▲	6	222476	(10000000–) Shaft, Roller	1
▲	7	222768	(10000000–) Pushnut	4
▲	8	30327	(10000000–) Rod, Thrd, 2 End M08X1.25 01.4	4
▲	9	222470	(10000000–) Knob, Star, 1.5d 3 Ear 0.8l M08x1.25 Pls	4
▲	10	01685	(10000000–) Washer, Flat, 0.38b 0.88d .08, Ss	4
▲	11	30013	(10000000–) Washer, Flat, 0.31 Fender	4

▽ – Identifies an assembly

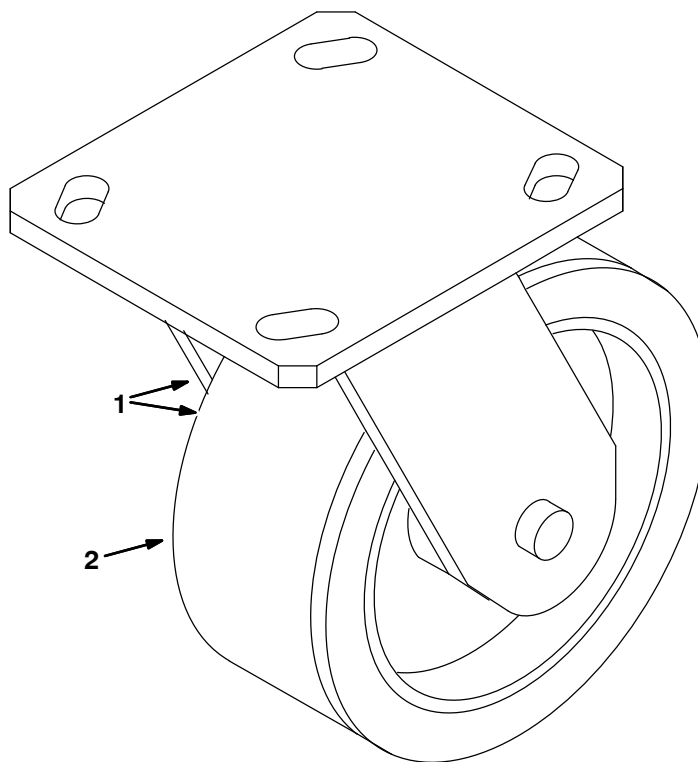
▲ – Identifies parts included in assembly

Fig. 30 – Transport Group



Ref.	Part No.	Serial Number	Description	Qty.
1	11636	(10000000–) Latch, Draw, Flexible	1
2	01335	(10000000–) Rivet, Pop–.125Dx.44X.25Dhd Al	4

Fig. 31 - Neoprene Caster Group

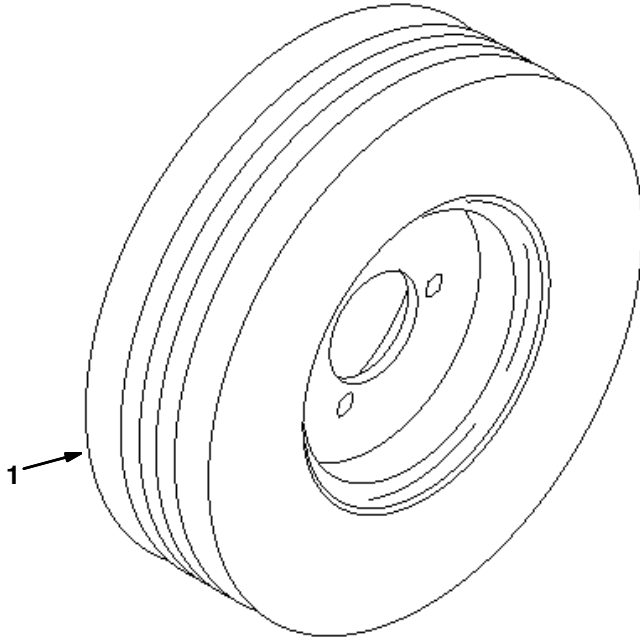


	Ref.	Part No.	Serial Number	Description	Qty.
▽	1	1049049	(10000000-) Caster, Swivel, 5.0D 2.0W, 4Hole, Neo	2
▲	2	1049020	(10000000-) Wheel, 05.0D 2.00W 0.50B	1

▽ - Identifies an assembly

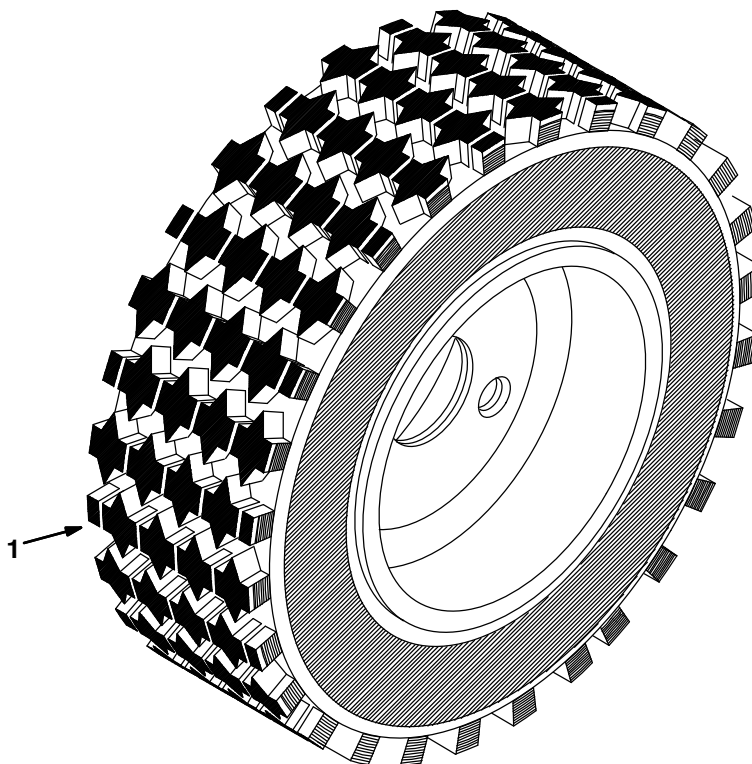
▲ - Identifies parts included in assembly

Fig. 32 - Tire Assembly, Solid



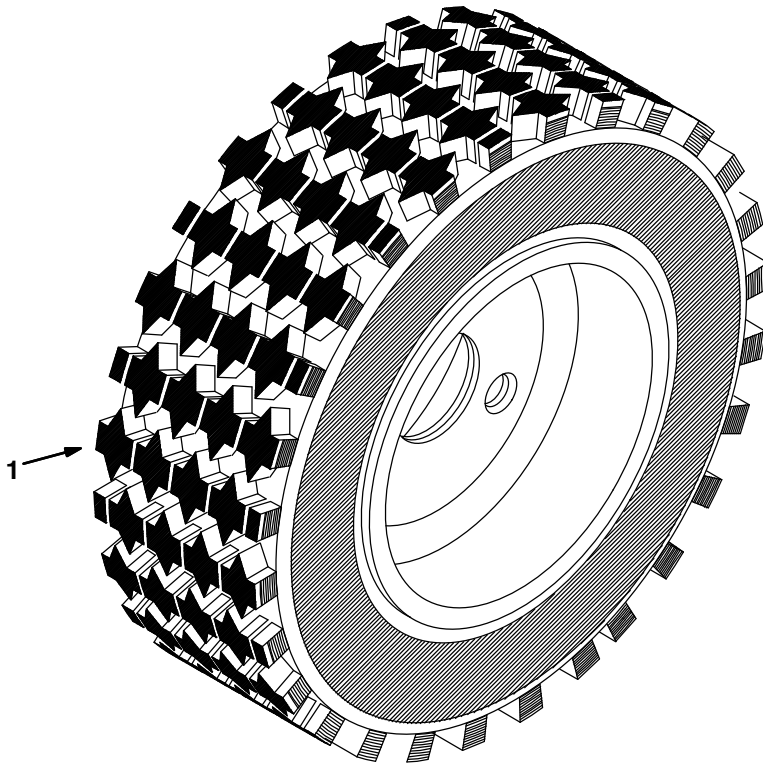
Ref.	Part No.	Serial Number	Description	Qty.
1	369345	(10000000-) Tire & Rim Assy 12.3 Dia Solid	2

Fig. 33 – Tire Assembly, Foam Filled



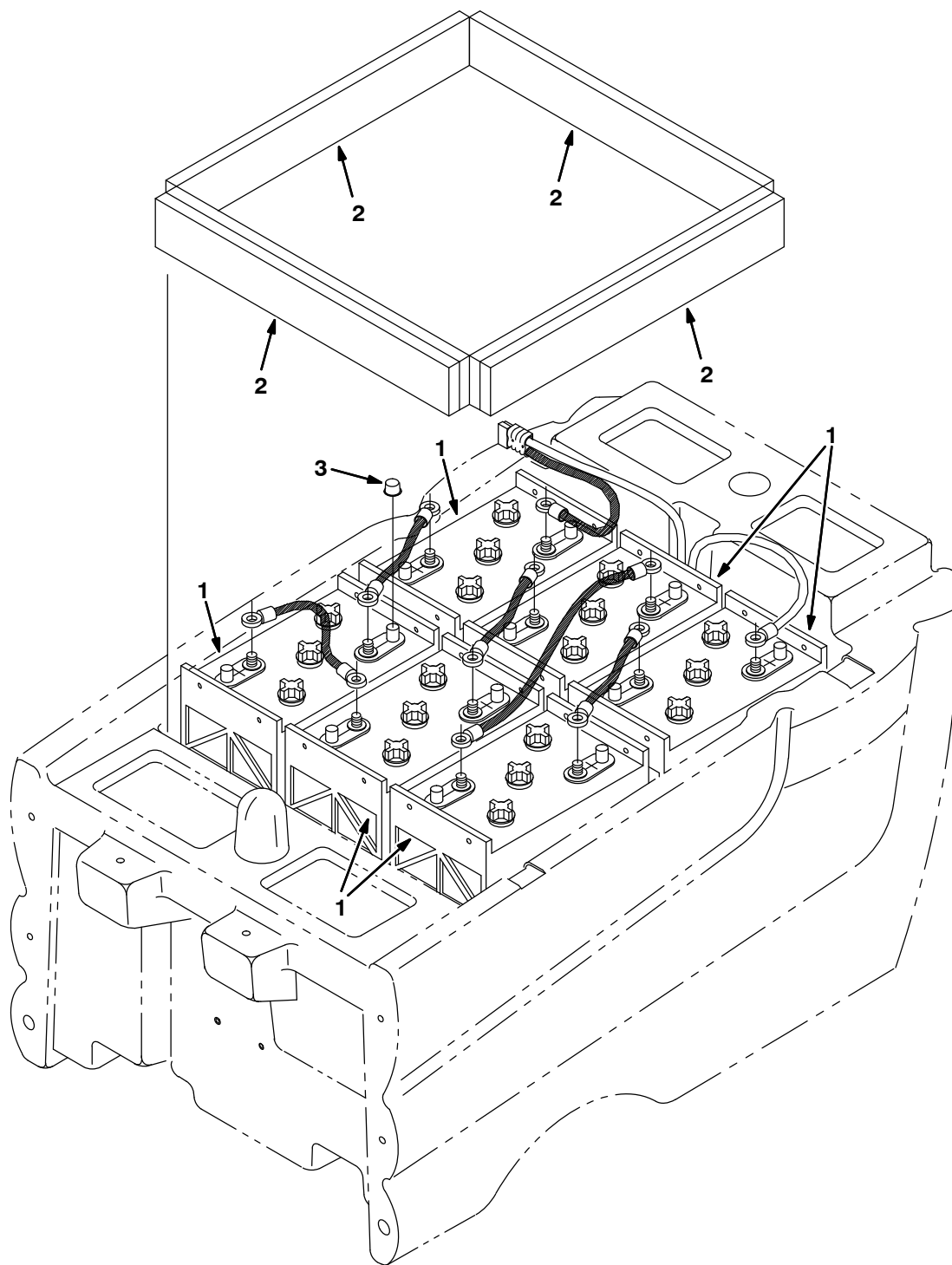
Ref.	Part No.	Serial Number	Description	Qty.
1052674	1 1059451	(10000000-) Tire Assy, Foam, Blk, 4.10/3.5-06 3.5bc	2
1052672	1 1059449	(10000000-) Tire Assy, Foam, Grey, 4.10/3.5-06 3.5bc	2

Fig. 34 – Tire Assembly, Air Filled, Gray



Ref.	Part No.	Serial Number	Description	Qty.
1	1059448	(10000000–) Tire Assy, Pneu, Grey, 4.10/3.5–06 3.5bc	2

Fig. 35 – Battery Kit, Heavy Duty Wet, 335AH

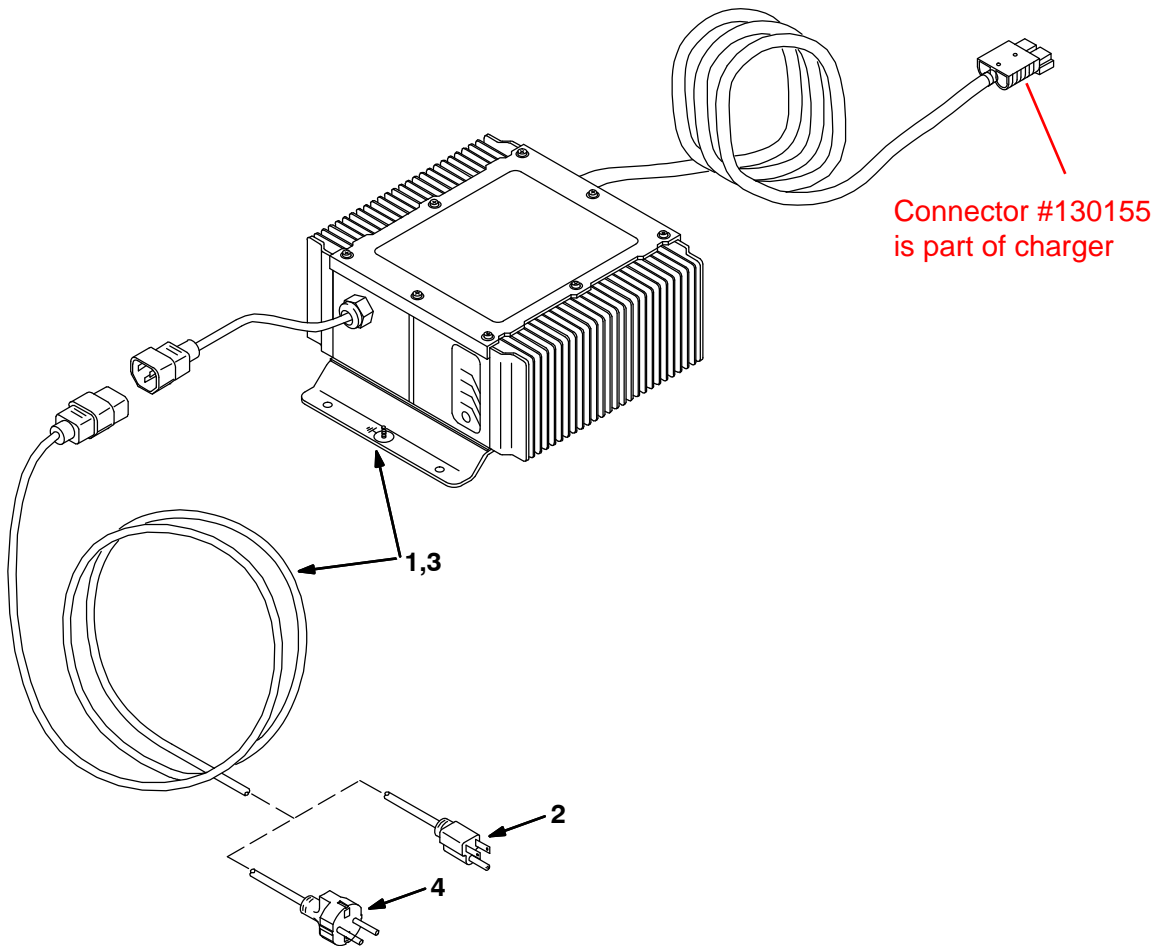


Ref.	Part No.	Serial Number	Description	Qty.
▽	222777	(10000000-)) Battery Kit 36V 335Ah Wet	1
▲	1 222846	(10000000-)) Battery, 6V, Res Cap:196 Wet	6
▲	2 222473	(10000000-)) Spacer, Battery .62X1.5X21.0	6
▲	3 223641	(10000000-)) Cap, Battery	6

▽ – Identifies an assembly

▲ – Identifies parts included in assembly

Fig. 36 – Battery Charger Group



	Ref.	Part No.	Serial Number	Description	Qty.
▽	1	9001055	(10000000–) Charger Kit, Battery, Ci [Domestic]	1
▲	2	1017079	(10000000–) Cord, Ele, Chrgr [Onboard]	1

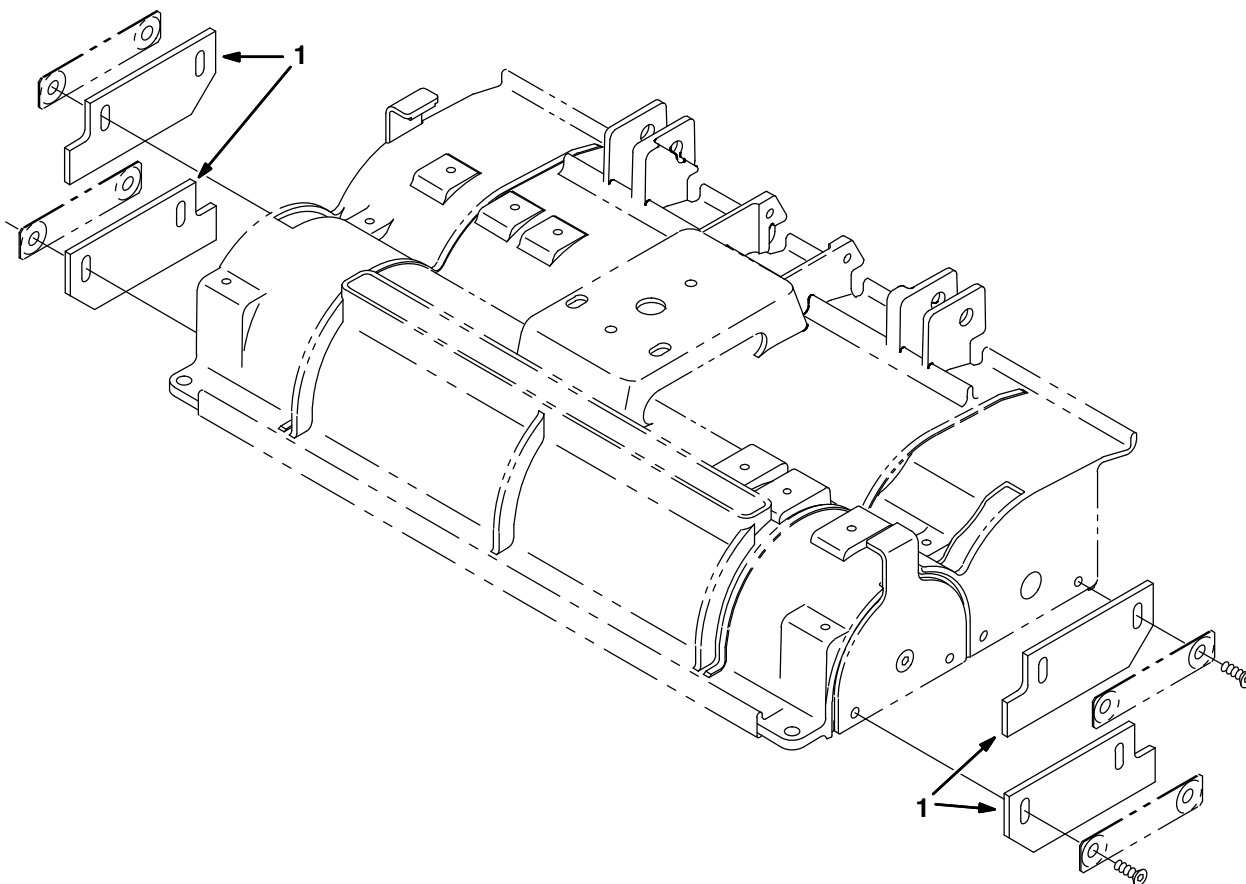
International Only

	Ref.	Part No.	Serial Number	Description	Qty.
▽	3	9001054	(10000000–) Charger Kit, Ci [Export/Euro/Asia]	1
▲	4	1019242	(10000000–) Cord, Ele, Chrgr [European]	1

▽ – Identifies an assembly

▲ – Identifies parts included in assembly

Fig. 37 – Urethane Scrub Head Skirt Kit

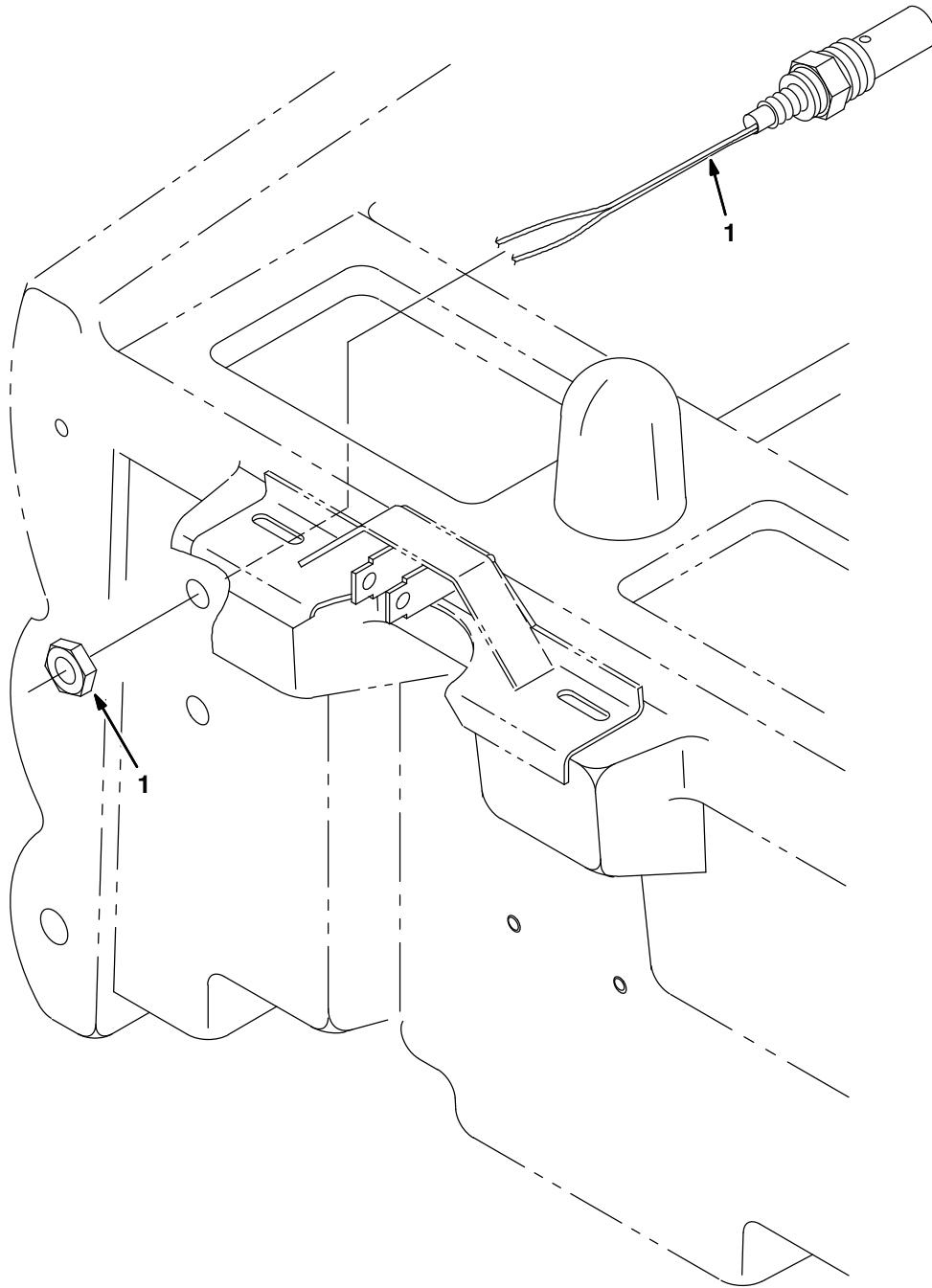


	Ref.	Part No.	Serial Number	Description	Qty.
▽		222819	(10000000–) Skirt Kit, Urethane, Scrubber Head	1
▲	1	222808	(10000000–) Skirt, Scrub Head	4

▽ – Identifies an assembly

▲ – Identifies parts included in assembly

Fig. 38 – Sensor Kit, Shielded

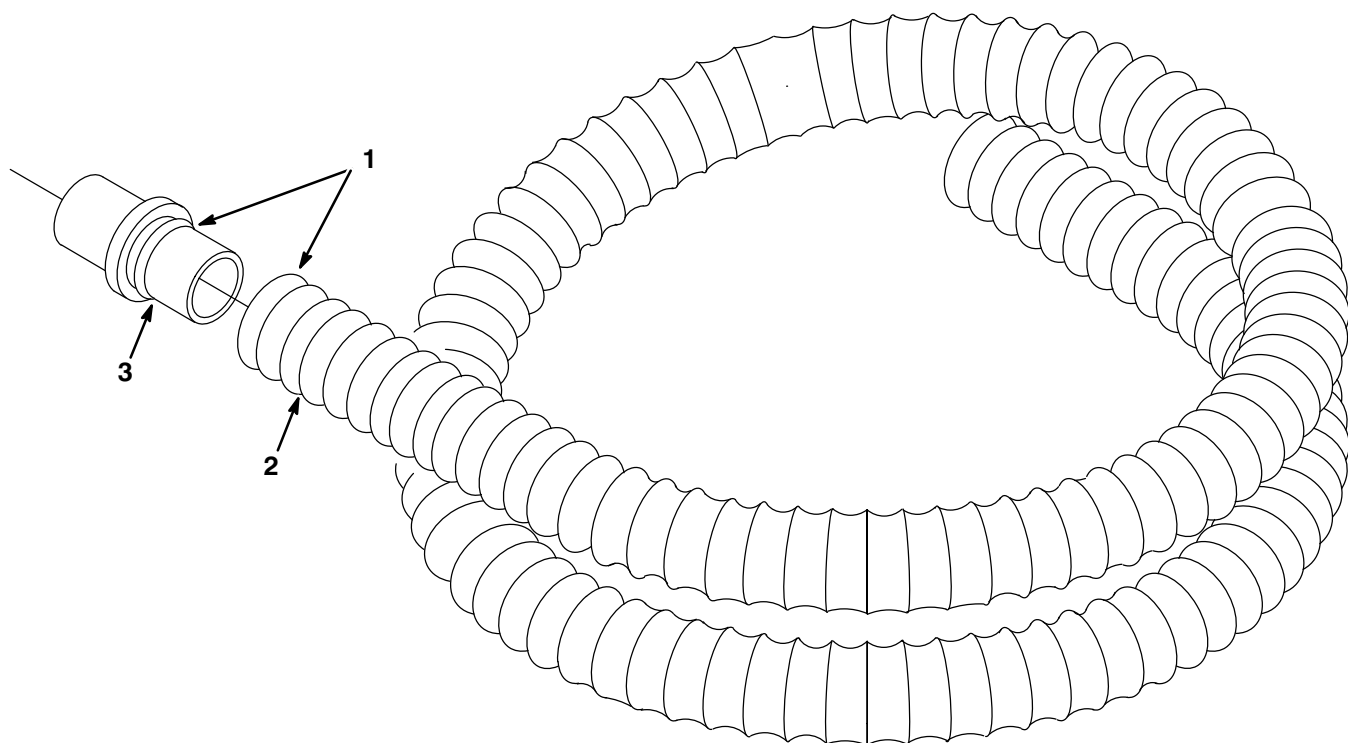


	Ref.	Part No.	Serial Number	Description	Qty.
▽		374109	(10000000–) Kit, Sensor, Shielded	1
▲	1	374078	(10000000–) Switch, Float	1

▽ – Identifies an assembly

▲ – Identifies parts included in assembly

Fig. 39 – Drain Hose Extension Kit

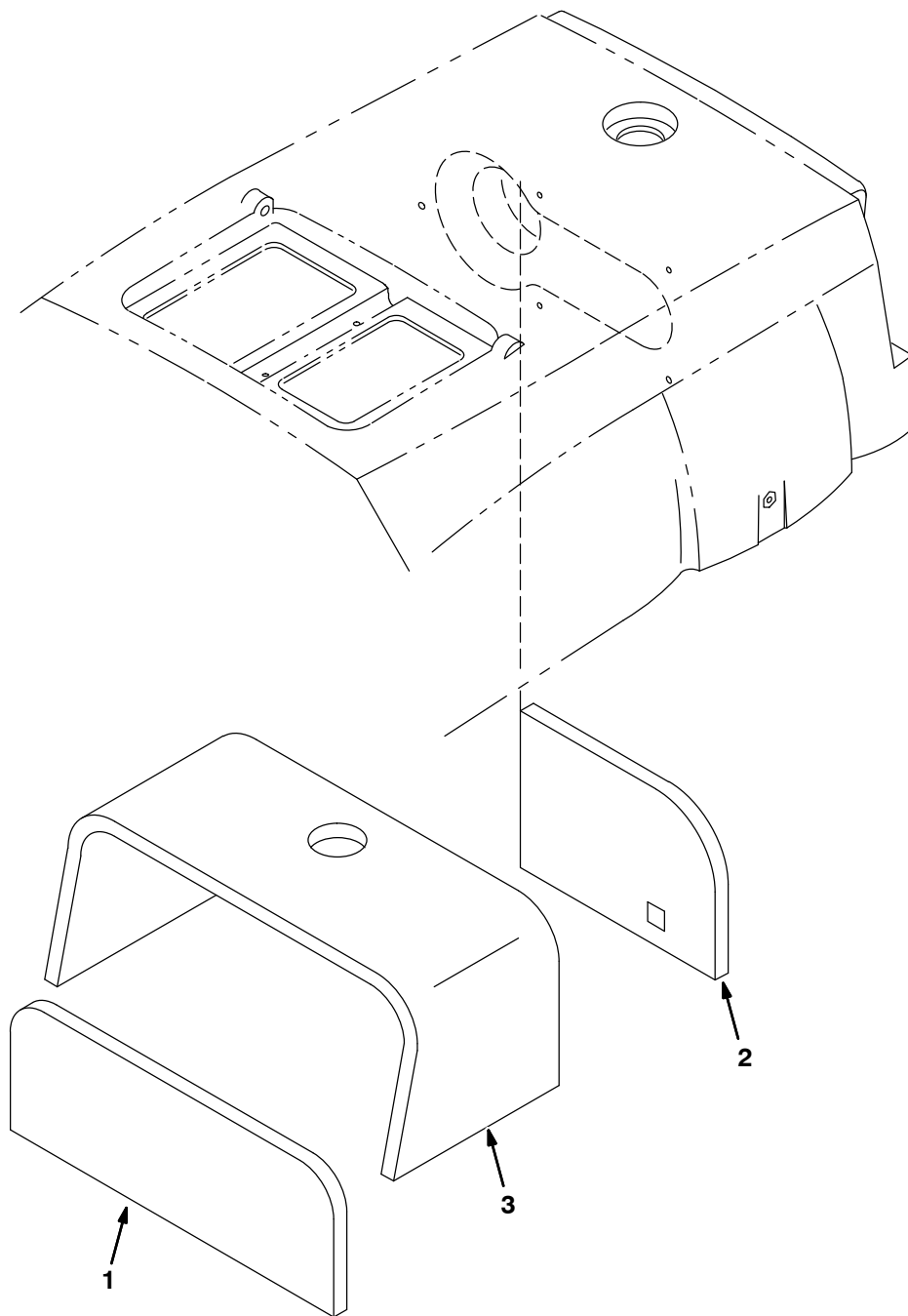


Ref.	Part No.	Serial Number	Description	Qty.
▽	378729	(10000000–) Hose, Drain, Extension	1
▲▽	1 378728	(10000000–) Hose Assy, Drain	1
▲▲	2 378726	(10000000–) Hose, Drain	1
▲▲	3 12694	(10000000–) Ftg, Plastic, Coupling	1

▽ – Identifies an assembly

▲ – Identifies parts included in assembly

Fig. 40 – Sound Reduction Kit

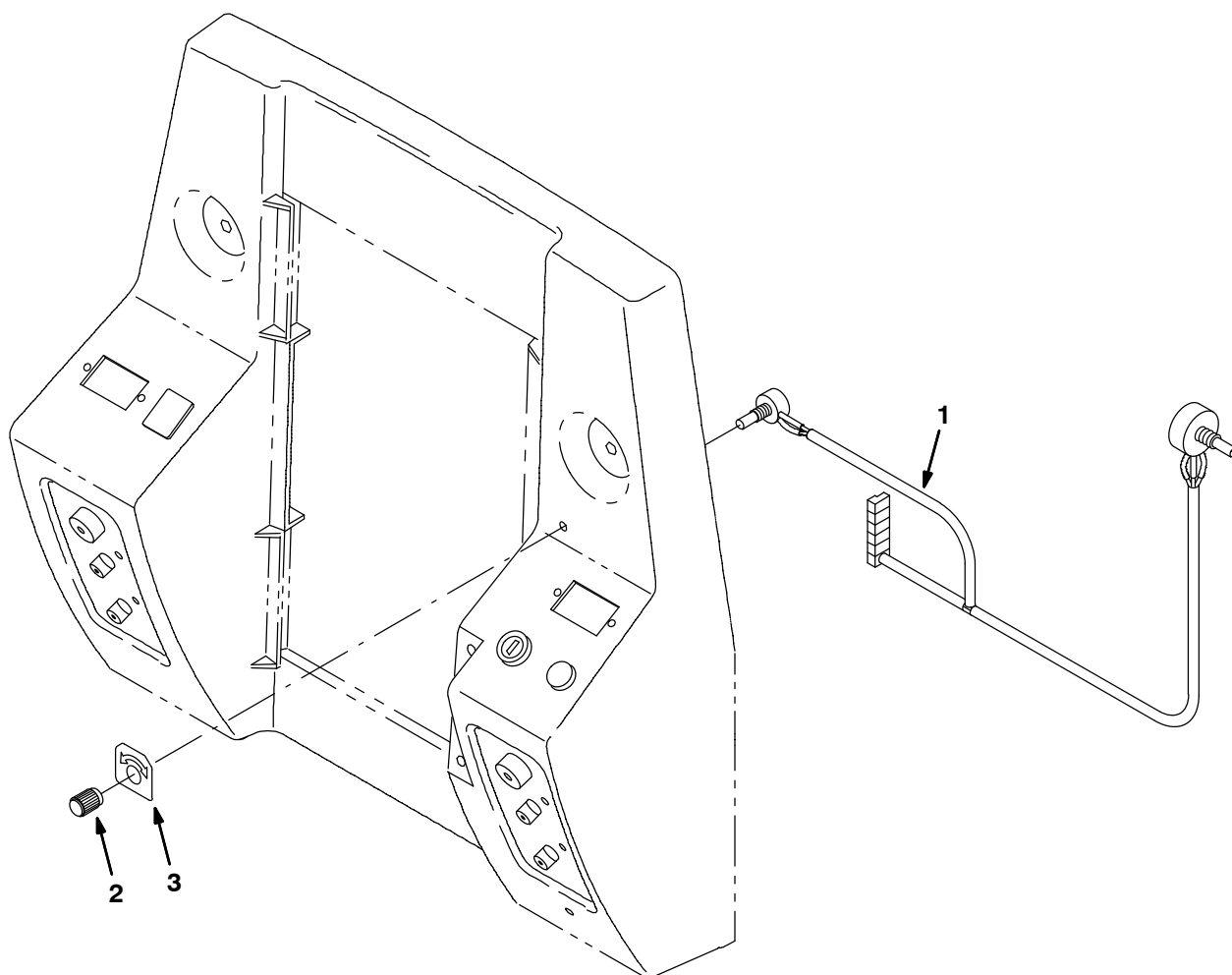


	Ref.	Part No.	Serial Number	Description	Qty.
∇		374076	(10000000–) Kit, Sound Reduction	1
▲	1	374073	(10000000–) Insulation, Sound	1
▲	2	374074	(10000000–) Insulation, Sound	1
▲	3	374075	(10000000–) Insulation, Sound	1

∇ – Identifies an assembly

▲ – Identifies parts included in assembly

Fig. 41 – Speed Reduction Kit

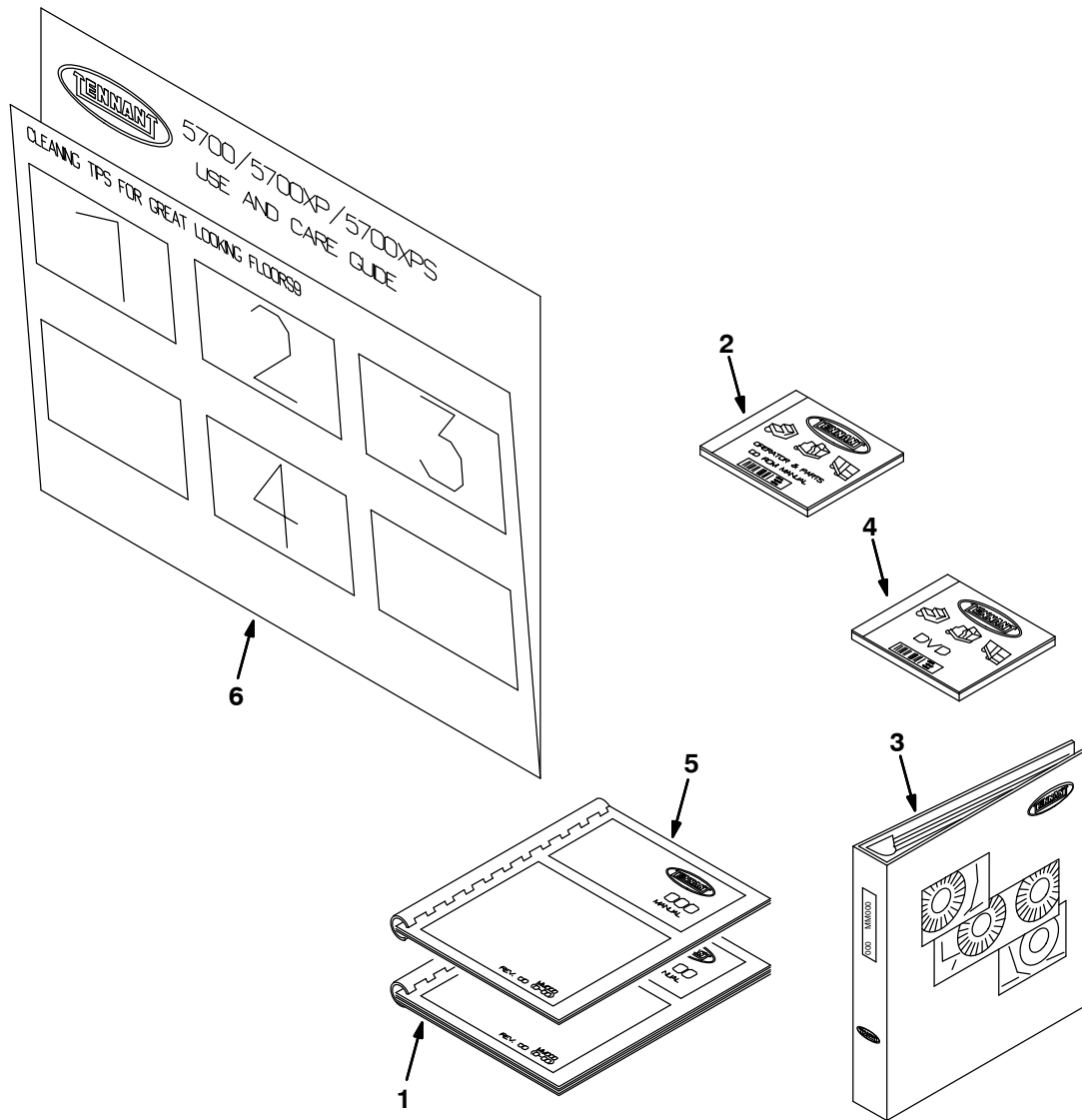


Ref.	Part No.	Serial Number	Description	Qty.
▽	222798	(10000000–) Speed Reduction Kit, 5700	1
▲	1 222833	(10000000–) Potentiometer Assy, Electronic	1
▲	2 222760	(10000000–) Knob, Potentiometer 0.125 Shaft	1
▲	3 222844	(10000000–) Label, Speed Adjustment	1

▽ – Identifies an assembly

▲ – Identifies parts included in assembly

Fig. 42 – Documentation Group



Ref.	Part No.	Serial Number	Description	Qty.
1	331532	(10000000-)) Manual, Parts [5700 Ele Na/Jp 10000000-]	1
2	330710	(10000000-)) Manual, Cd-Rom, Oprtr & Parts, All (NA)	1
3	MM406	(10000000-)) Manual, Service 5700	1
4	1041823	(10000000-)) Video, Oprtr, Training [5700]	1
5	331530	(10000000-)) Manual, Oprtr [5700, Ele Na 10000000-]	1
5	331542	(10000000-)) Manual, Oprtr [5700 Ele Es Na 10000000-]	1
5	331543	(10000000-)) Manual, Oprtr [5700 Ele Fr Na 10000000-]	1
5	331531	(10000000-)) Manual, Oprtr [5700, Ele Jp 10000000-]	1
6	222878	(10000000-)) Instructions, Machine, 5700	1

SECTION 4

Contents	Page
Fig. 1 – Transaxle Drive Breakdown (w/Parking Brake) 1033765, 222037	4-2
Fig. 2 – Transaxle Drive Breakdown (w/o Parking Brake) 1033764, 397707	4-4
Fig. 3 – Transaxle Motor Breakdown, 1031761	4-6
Fig. 4 – Transaxle Motor Breakdown, 374265 .	4-7
Fig. 5 – Electric Motor Breakdown, 377440 . . .	4-8
Fig. 6 – Electric Motor Breakdown, 1038426 . .	4-9
Fig. 7 – Electric Motor Breakdown, 375175 . . .	4-10
Fig. 8 – Electric Motor Breakdown, 222255 . . .	4-11
Fig. 9 – Water Pump Breakdown, 222259	4-12
Fig. 10 – FaST Injector Assembly Breakdown, 9004079	4-13
Fig. 11 – ec-H2O Module Assembly Breakdown, 9007970 (S/N 10436743–) .	4-14
Fig. 12 – ec-H2O Module Assembly Breakdown, 9006161 (S/N 10403557–10436742)	4-16

Fig. 1 – Transaxle Drive Breakdown (w/Parking Brake) 1033765, 222037

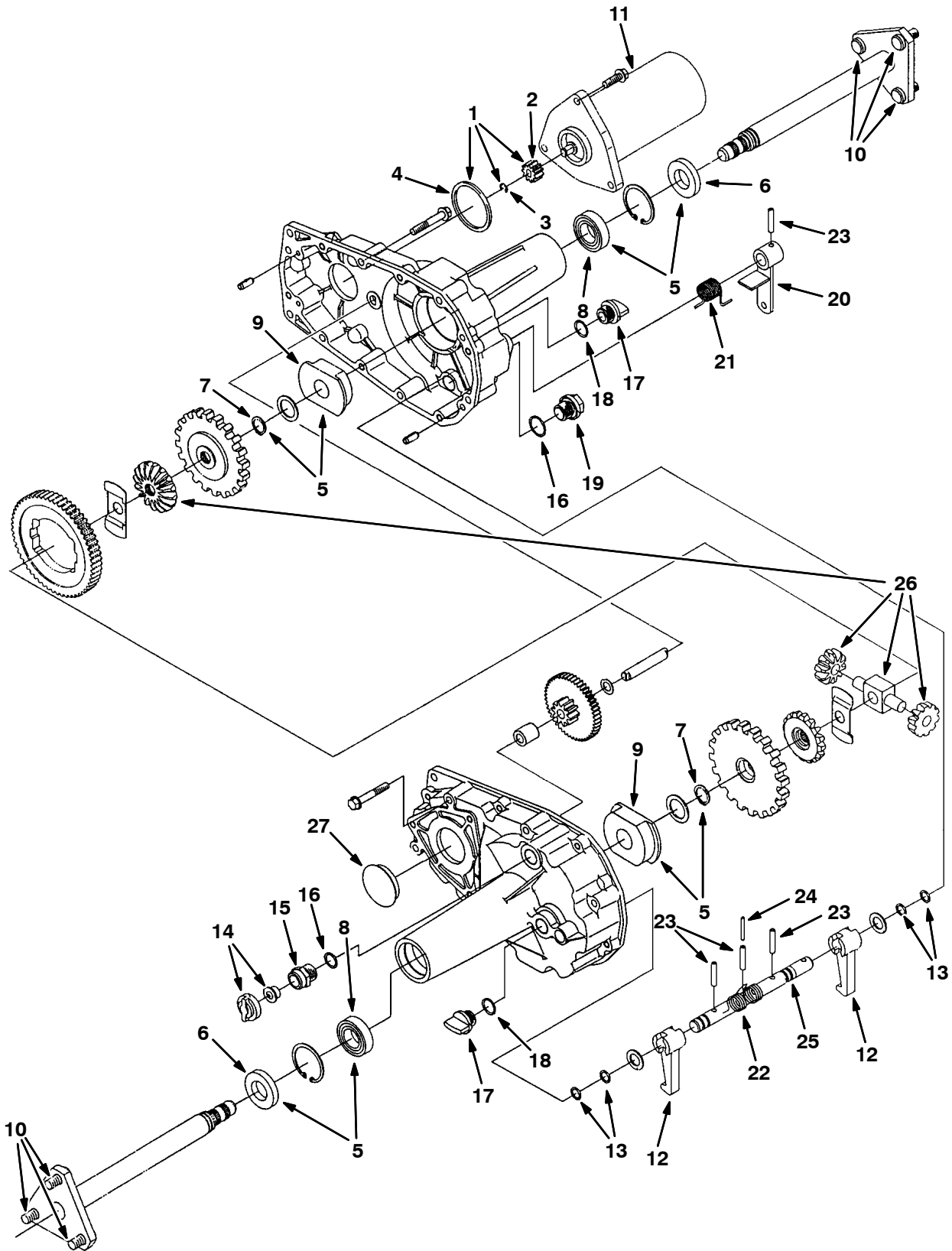


Fig. 1 – Transaxle Drive Breakdown (w/Parking Brake) 1033765, 222037

	Ref.	Part No.	Serial Number	Description	Qty.
▽		1033765	(10321996–10368983)	Transaxle Assy, W/Parking Brake	1
		222037	(10000000–10321995)	Transaxle Assy, W/Parking Brake	1
▲▽	1	222640	(10000000–)	Mtr Gear Kit	1
▲▲	2	222599	(10000000–)	Pinion Gear	1
▲▲	3	222656	(10000000–)	Clip	1
▲▲	4	222657	(10000000–)	O–Ring	1
▲▽	5	222641	(10000000–)	Brg&Seal Kit	1
▲▲	6	222658	(10000000–)	Seal	2
▲▲	7	222659	(10000000–)	Snap Ring	2
▲▲	8	222660	(10000000–)	Bearing	2
▲▲	9	222661	(10000000–)	Bushing	2
▲	10	11117	(10000000–)	Stud, Wheel .44–20 X1.22	6
▲	11	1031761	(10321996–10368983)	Motor, Ele, 36Vdc 2000Rpm 0.50Hp (See Breakdowns)	1
	11	374265	(10000000–10321995)	Motor, Ele, 36Vdc 2000Rpm 0.50Hp (See Breakdowns)	1
▲	12	374051	(10000000–)	Pawl, Park	2
▲	13	374052	(10000000–)	Packing, Pawl	4
▲	14	374053	(10000000–)	Vent, Valve	1
▲	15	374054	(10000000–)	Plug, Breather	1
▲	16	374055	(10000000–)	Packing, Breather	2
▲	17	374056	(10000000–)	Cap, Oil	2
▲	18	374057	(10000000–)	Packing, Cap	2
▲	19	374058	(10000000–)	Plug, Drain	1
▲	20	374061	(10000000–)	Arm, Park	1
▲	21	374062	(10000000–)	Spring, Return	1
▲	22	374063	(10000000–)	Spring, Park	1
▲	23	374064	(10000000–)	Pin, Roll 6–32	4
▲	24	374065	(10000000–)	Pin, Roll 3.5–32	1
▲	25	374066	(10000000–)	Shaft, Parking	1
▲	26	388499	(10000000–)	Kit, Gear, Differential	1
▲	27	388485	(10000000–)	Plug	1

▽ – Identifies an assembly

▲ – Identifies parts included in assembly

Fig. 2 - Transaxle Drive Breakdown (w/o Parking Brake) 1033764, 397707

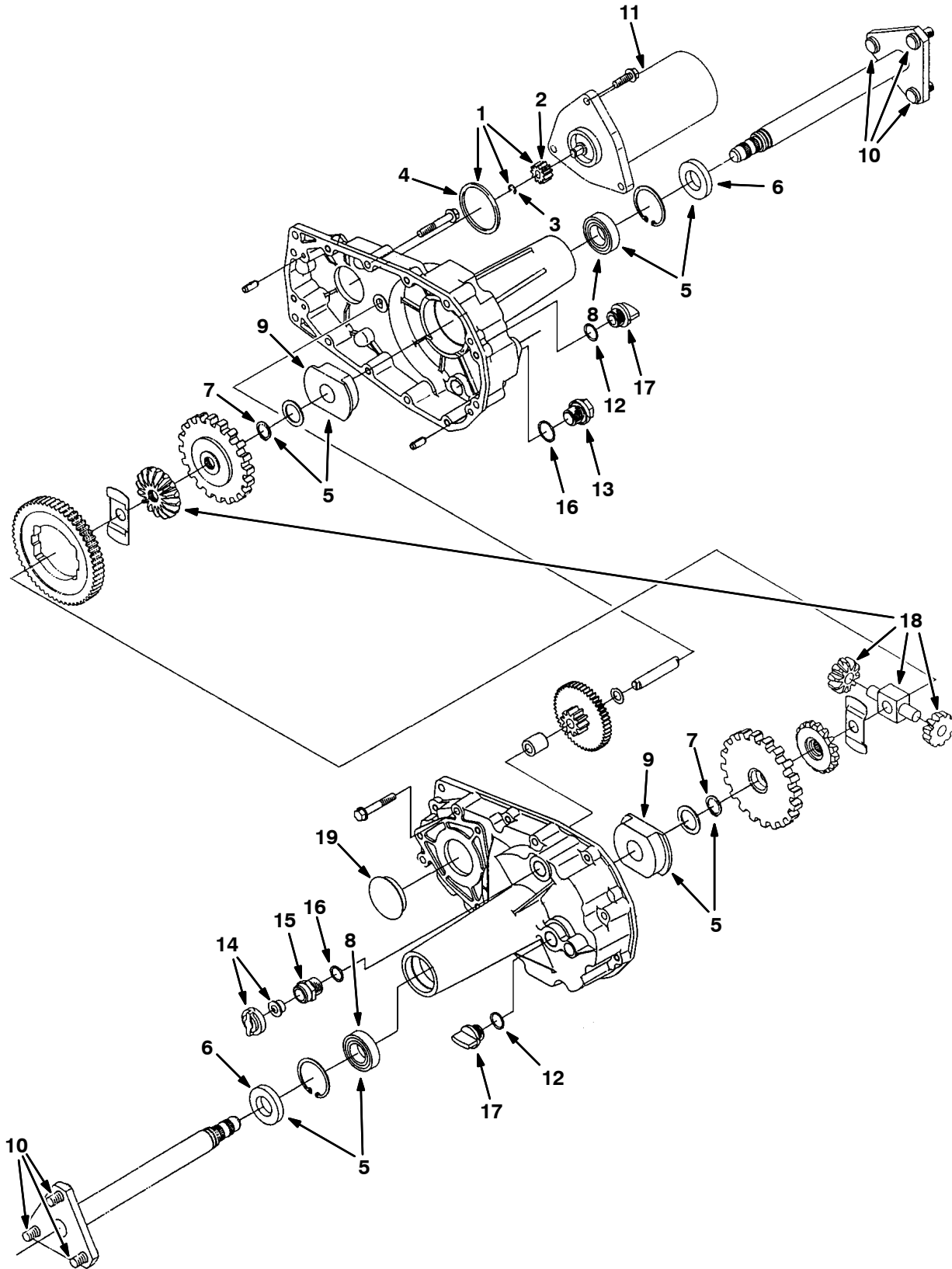


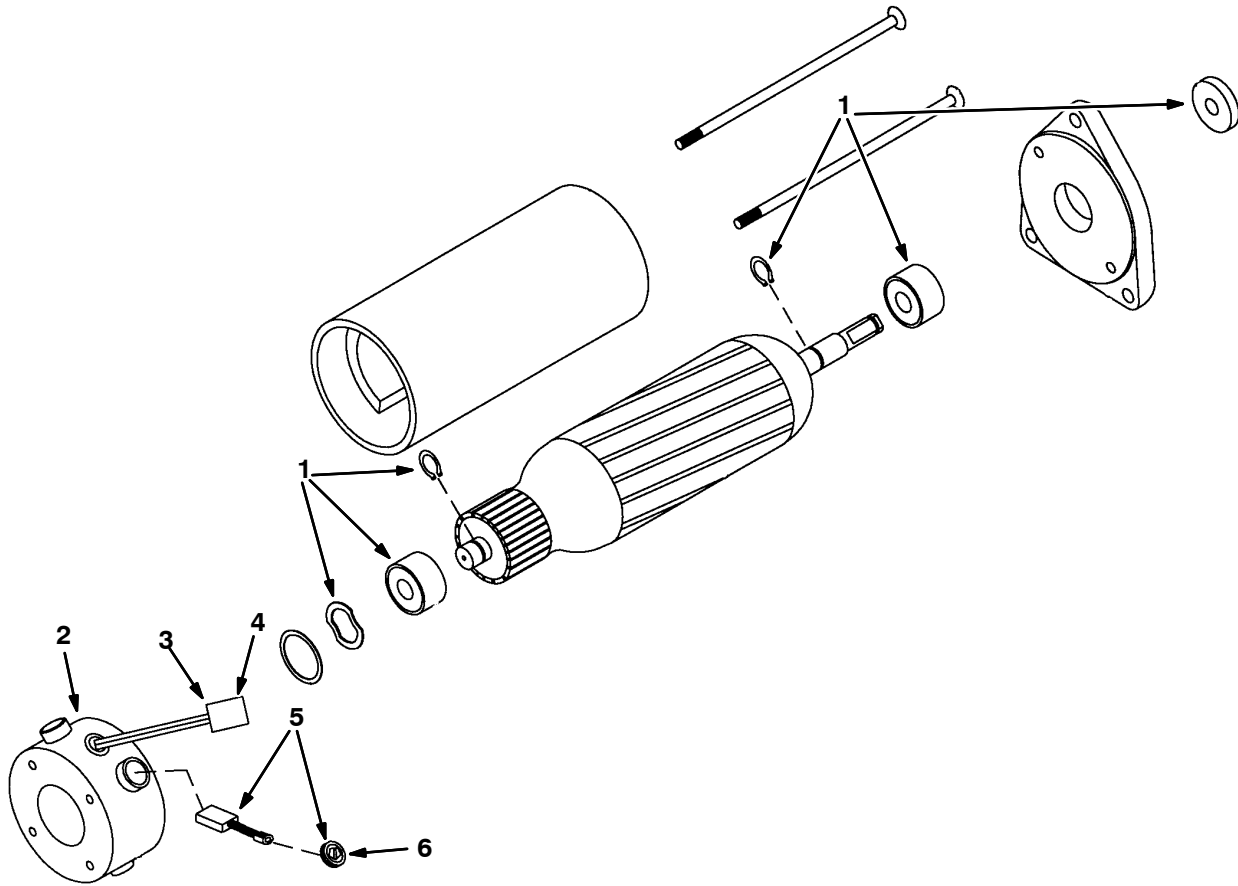
Fig. 2 – Transaxle Drive Breakdown (w/o Parking Brake) 1033764, 397707

	Ref.	Part No.	Serial Number	Description	Qty.
▽		1033764	(10306809–10364537)	Transaxle Assy, W/ Motor [W/O Park Lock]	1
		397707	(10000000–10306808)	Transaxle, Ele, w/.50Hp Motor	1
▲▽	1	222640	(10000000–10364537)	Mtr Gear Kit	1
▲▲	2	222599	(10000000–10364537)	Pinion Gear	1
▲▲	3	222656	(10000000–10364537)	Clip	1
▲▲	4	222657	(10000000–10364537)	O–Ring	1
▲▽	5	222641	(10000000–10364537)	Brg&Seal Kit	1
▲▲	6	222658	(10000000–10364537)	Seal	2
▲▲	7	222659	(10000000–10364537)	Snap Ring	2
▲▲	8	222660	(10000000–10364537)	Bearing	2
▲▲	9	222661	(10000000–10364537)	Bushing	2
▲	10	11117	(10000000–10364537)	Stud, Wheel .44–20 X1.22	6
▲	11	1031761	(10306809–10364537)	Motor, Ele, 36Vdc 2000Rpm 0.50Hp (See Breakdowns)	1
	11	374265	(10000000–10306808)	Motor, Ele, 36Vdc 2000Rpm 0.50Hp (See Breakdowns) (For Old Transaxle 397707)	1
▲	12	374057	(10000000–10364537)	Packing, Cap	2
▲	13	374058	(10000000–10364537)	Plug, Drain	1
▲	14	374053	(10000000–10364537)	Vent, Valve	1
▲	15	374054	(10000000–10364537)	Plug, Breather	1
▲	16	374055	(10000000–10364537)	Packing, Breather	2
▲	17	374056	(10000000–10364537)	Cap, Oil	2
▲	18	388499	(10000000–10364537)	Kit, Gear, Differential	1
▲	19	388485	(10000000–10364537)	Plug	1

▽ – Identifies an assembly

▲ – Identifies parts included in assembly

Fig. 3 – Transaxle Motor Breakdown, 1031761

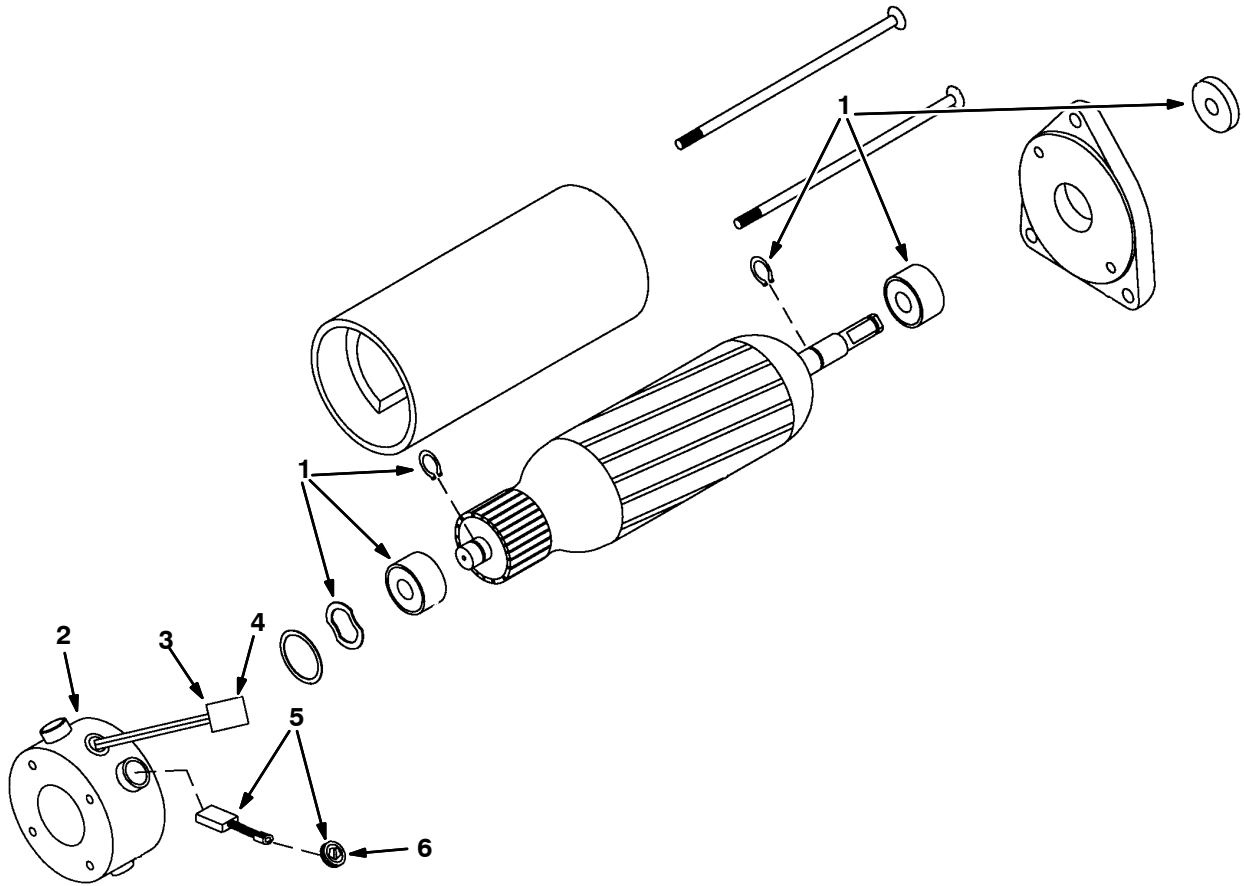


Ref.	Part No.	Serial Number	Description	Qty.
▽	1031761	(10306809-10364537)	Motor, Ele, 36Vdc 2000Rpm 0.50Hp	1
▲▽	1	1034372 (10306809-10364537)	Bearing Kit, Motor, Ele (Kit3874)	1
▲▽	2	374003 (10306809-10364537)	Endbell, Brush End, Motor, Ele [Magnt]	1
▲▲	3	10925 (10306809-10364537)	Connector, Fem, 2cav [Mp630 Sealed]	1
▲▲	4	24537 (10306809-10364537)	Terminal, Fem, 10/12ga [Mp630 P2s]	2
▲▽	5	1034373 (10306809-10364537)	Brush Kit, Motor, Ele (Kit3873)	1
▲▲	6	1034375 (10306809-10364537)	Brush Cap Assy, Motor, Ele (BCA3762)	4

▽ – Identifies an assembly

▲ – Identifies parts included in assembly

Fig. 4 – Transaxle Motor Breakdown, 374265

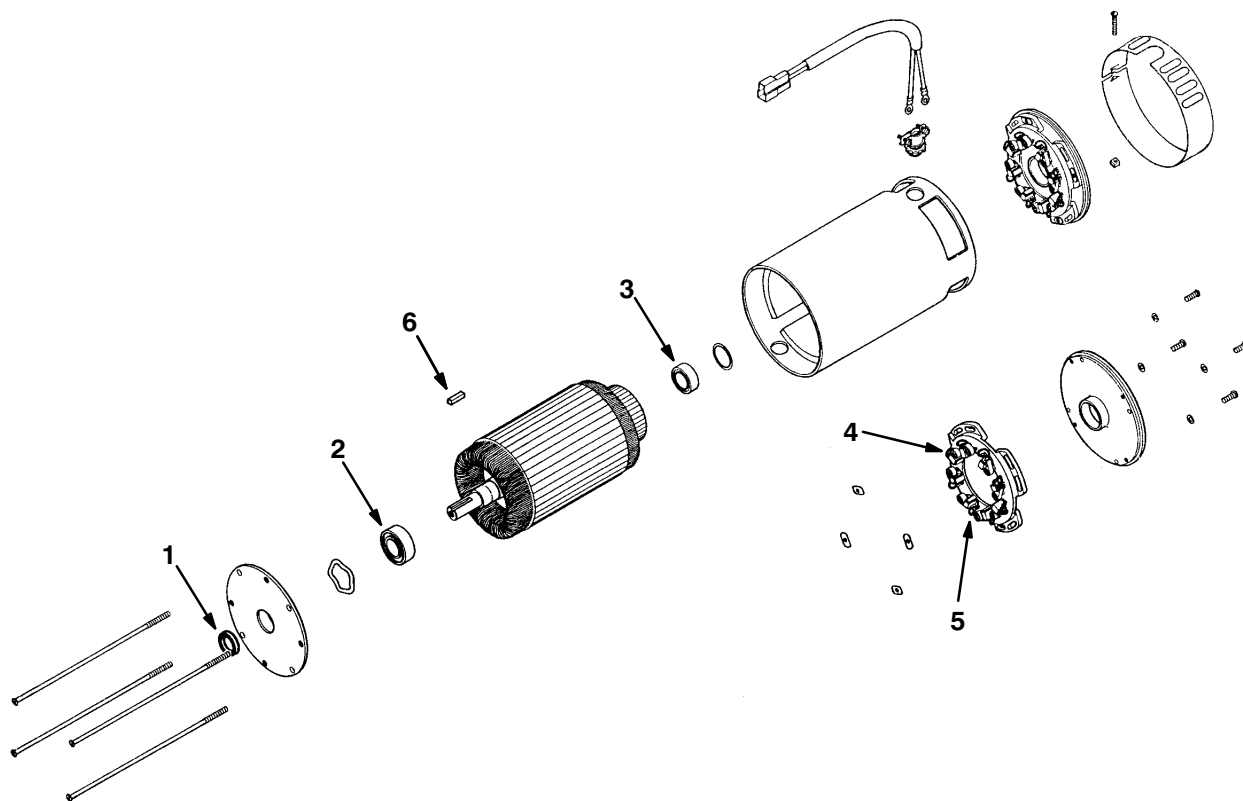


Ref.	Part No.	Serial Number	Description	Qty.
▽	374265	(10000000-10306808)	Motor, Ele, 36Vdc 2000Rpm 0.50Hp	1
▲▽	1 374271	(10000000-10306808)	Bearing Kit, Motor, Ele	1
▲▽	2 374003	(10000000-10306808)	Endbell, Brush End, Motor, Ele [Magnt]	1
▲▲	3 10925	(10000000-10306808)	Connector, Fem, 2cav [Mp630 Sealed]	1
▲▲	4 24537	(10000000-10306808)	Terminal, Fem, 10/12ga [Mp630 P2s]	2
▲▽	5 222625	(10000000-10306808)	Kit, Brush, Motor, Ele (Kit842)	1
▲▲	6 222629	(10000000-10306808)	Cap, Brush Holder, Motor, Ele[Magnetek]	4

▽ – Identifies an assembly

▲ – Identifies parts included in assembly

Fig. 5 – Electric Motor Breakdown, 377440

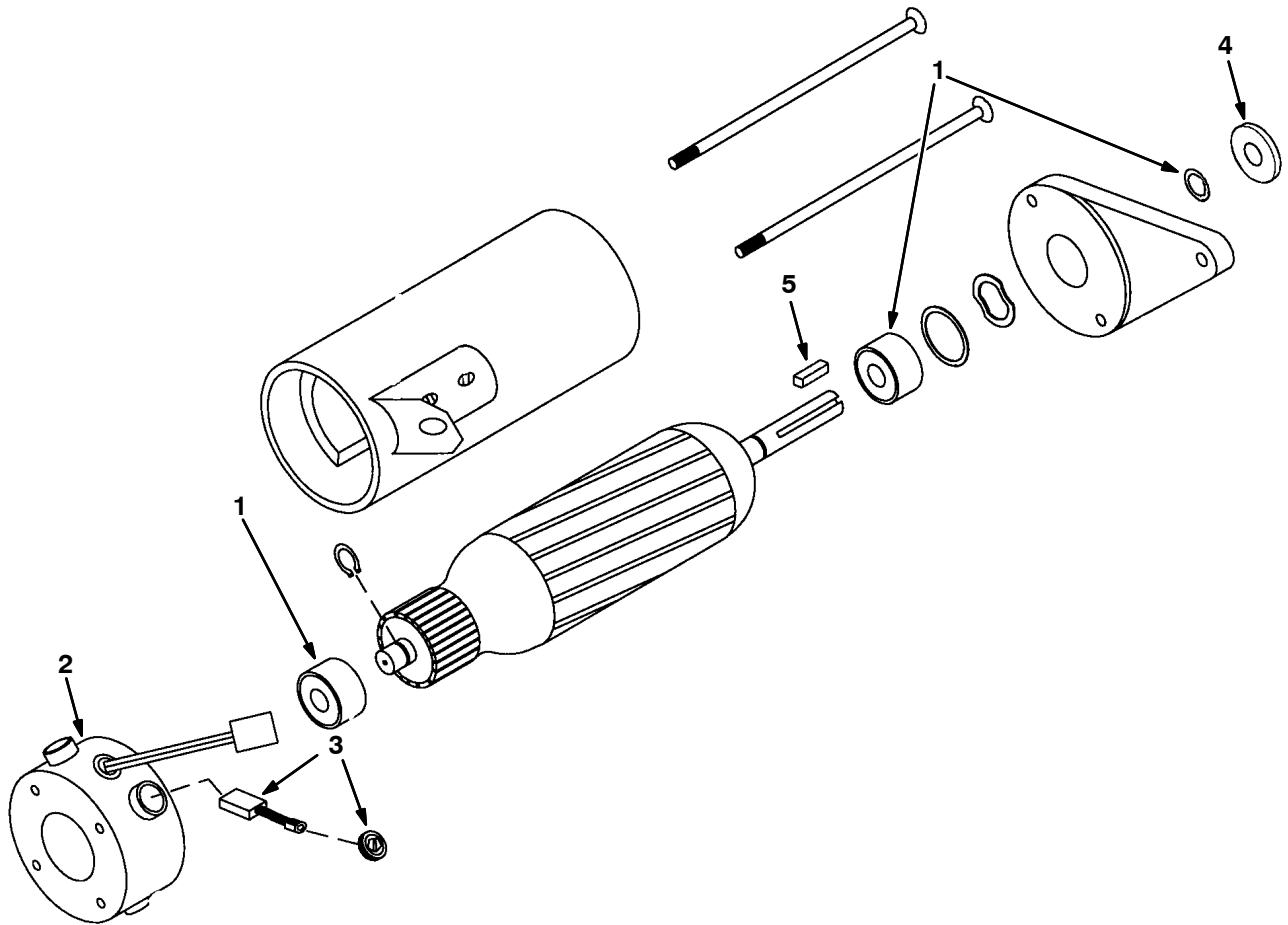


Ref.	Part No.	Serial Number	Description	Qty.
▽	377440	(10000000–) Motor, Ele, 36vdc 0.50hp 0320rpm 15.0a	1
▲	1 222619	(10000000–) Seal, Oil, Motor, Ele [lp]	1
▲	2 222616	(10000000–) Bearing, Motor, Ele, Front [lp]	1
▲	3 387588	(10000000–) Bearing, Commutator, End	1
▲	4 387592	(10000000–) Brush, Spring	1
▲	5 611287000	(10000000–) Brush, Imp572009	1
▲	6 00926	(10000000–) Key, Sq, 0.25 X 0.25, 0.75l	2

▽ – Identifies an assembly

▲ – Identifies parts included in assembly

Fig. 6 – Electric Motor Breakdown, 1038426

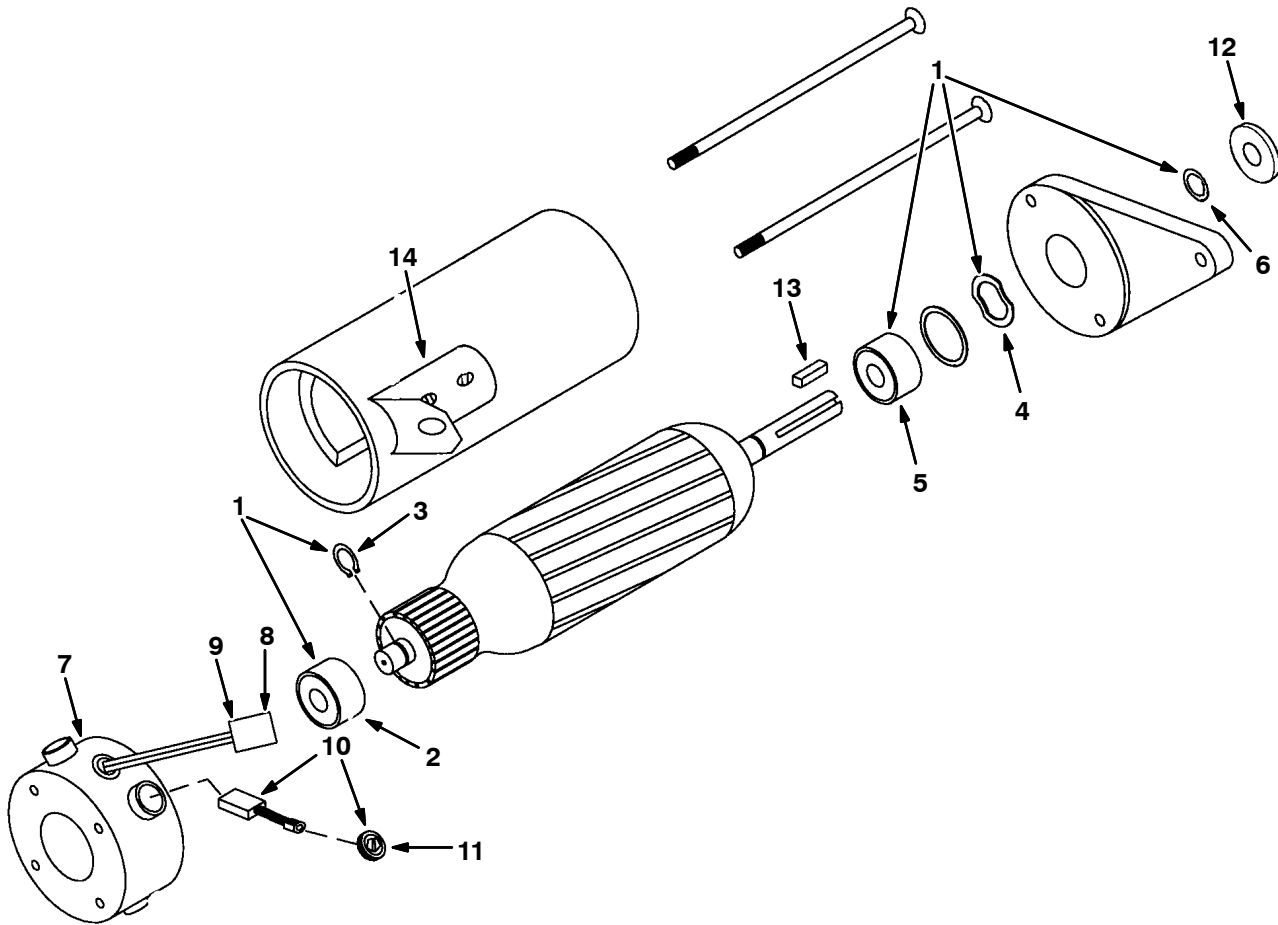


Ref.	Part No.	Serial Number	Description	Qty.	
▽	1038426	(10355043–) Motor, Ele, 36Vdc 1700Rpm 0.75Hp	1	
▲	1	1039816	(10355043–) Bearing Kit, Motor, Ele	1
▲	2	1039818	(10355043–) Cap Assy, Brush, Ele Motor	1
▲	3	1039817	(10355043–) Brush Kit, Motor, Ele	1
▲	4	20536-2	(10355043–) Washer, 0.47b 1.19d .03, Nyl	1
▲	5	00954	(10355043–) Key, Sq, 0.12 X 0.12, 01.00l	1

▽ – Identifies an assembly

▲ – Identifies parts included in assembly

Fig. 7 – Electric Motor Breakdown, 375175

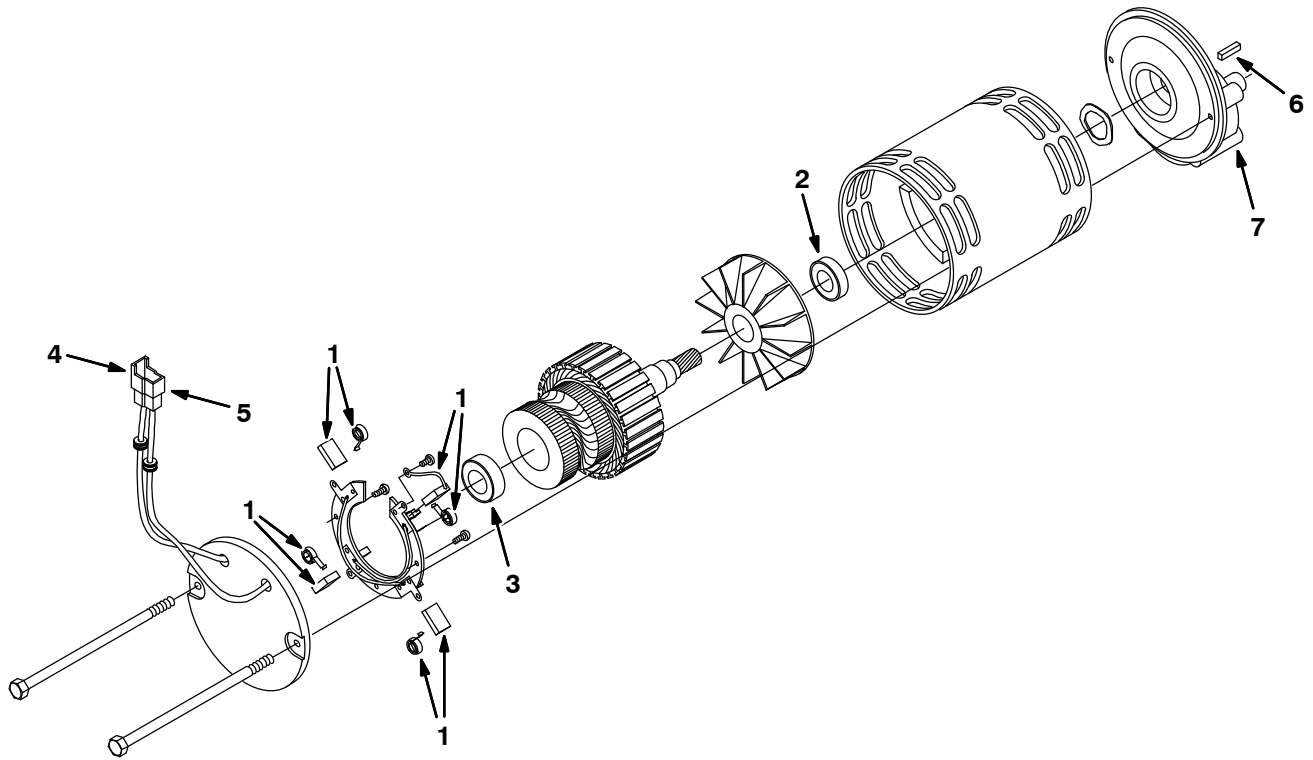


Ref.	Part No.	Serial Number	Description	Qty.
▽	375175	(10000000-10355042)	Motor Assy, Ele, 36Vdc, 0.75Hp, 1700Rpm	1
▲▽	1	375176	(10000000-10355042) Kit, Motor Bearing	1
▲▲	2	222635	(10000000-10355042) Bearing	1
▲▲	3	222637	(10000000-10355042) Ring, Snap	1
▲▲	4	375177	(10000000-10355042) Washer, Spring	1
▲▲	5	375178	(10000000-10355042) Bearing, Drive End	1
▲▲	6	375179	(10000000-10355042) Seal	1
▲▽	7	374004	(10000000-10355042) Endbell, Brush End, Motor-Ele	1
▲▲	8	10925	(10000000-10355042) Connector, 2-Conductor	1
▲▲	9	24537	(10000000-10355042) Terminal, Female	2
▲▽	10	222625	(10000000-10355042) Kit, Brush	1
▲▲	11	222629	(10000000-10355042) Cap, Brush Holder	4
▲	12	20536-2	(10000000-10355042) Washer, 0.47b 1.19d .03, Nyl	1
▲	13	00954	(10000000-10355042) Key, Sq, 0.12 X 0.12, 01.00l	1
▲	14	222877	(10000000-10355042) Kit, Brace	1

▽ – Identifies an assembly

▲ – Identifies parts included in assembly

Fig. 8 – Electric Motor Breakdown, 222255

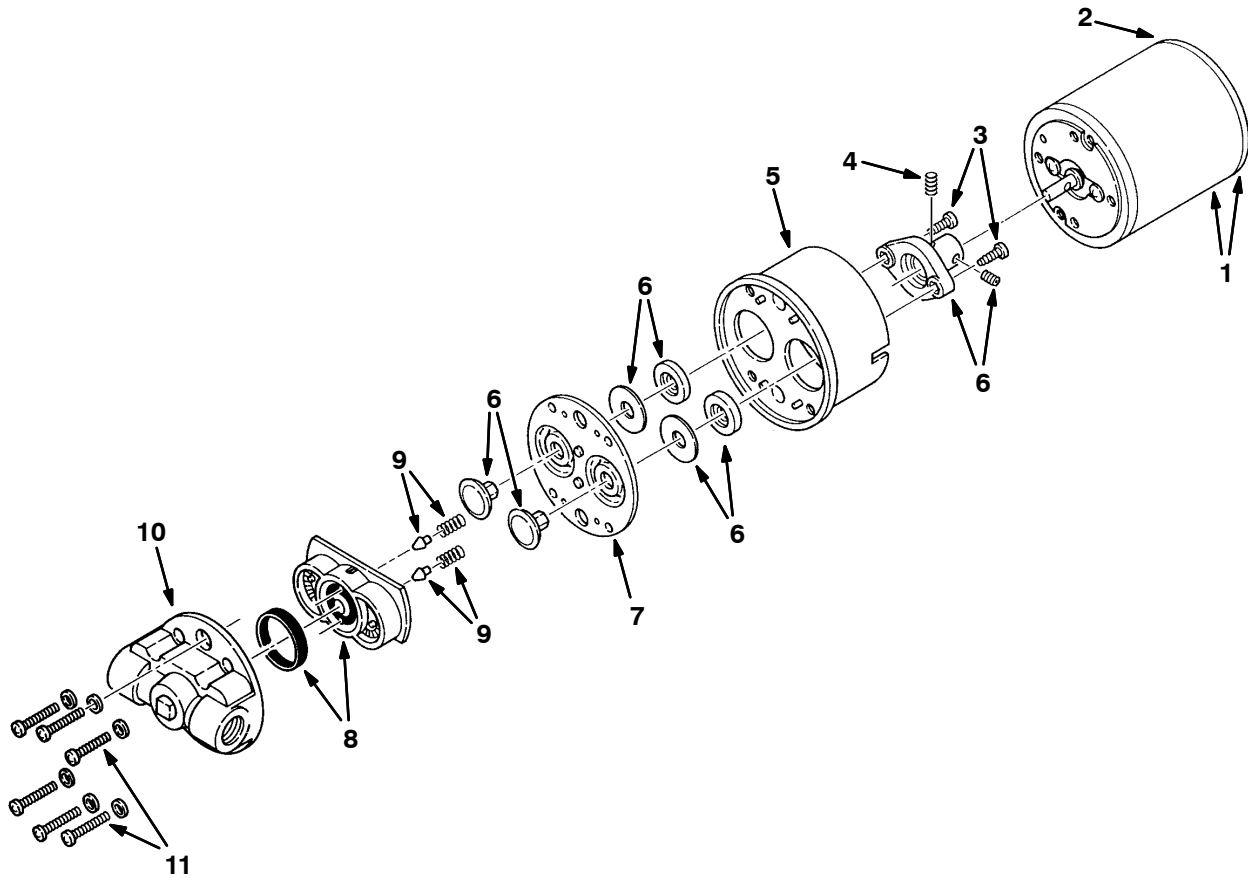


Ref.	Part No.	Serial Number	Description	Qty.	
▽	222255	(10000000–) Motor, Gear, 1.0Hp 36V	1	
▲	1	222606	(10000000–) Brush Kit	1
▲	2	222618	(10000000–) Bearing	1
▲	3	222617	(10000000–) Bearing	1
▲	4	222620	(10000000–) Connector Body	1
▲	5	222649	(10000000–) Terminal	2
▲	6	00928	(10000000–) Key Square 0.25 0.25 01.00 Lg	1
▲	7	374005	(10000000–) Gearbox, Motor	1

▽ – Identifies an assembly

▲ – Identifies parts included in assembly

Fig. 9 – Water Pump Breakdown, 222259

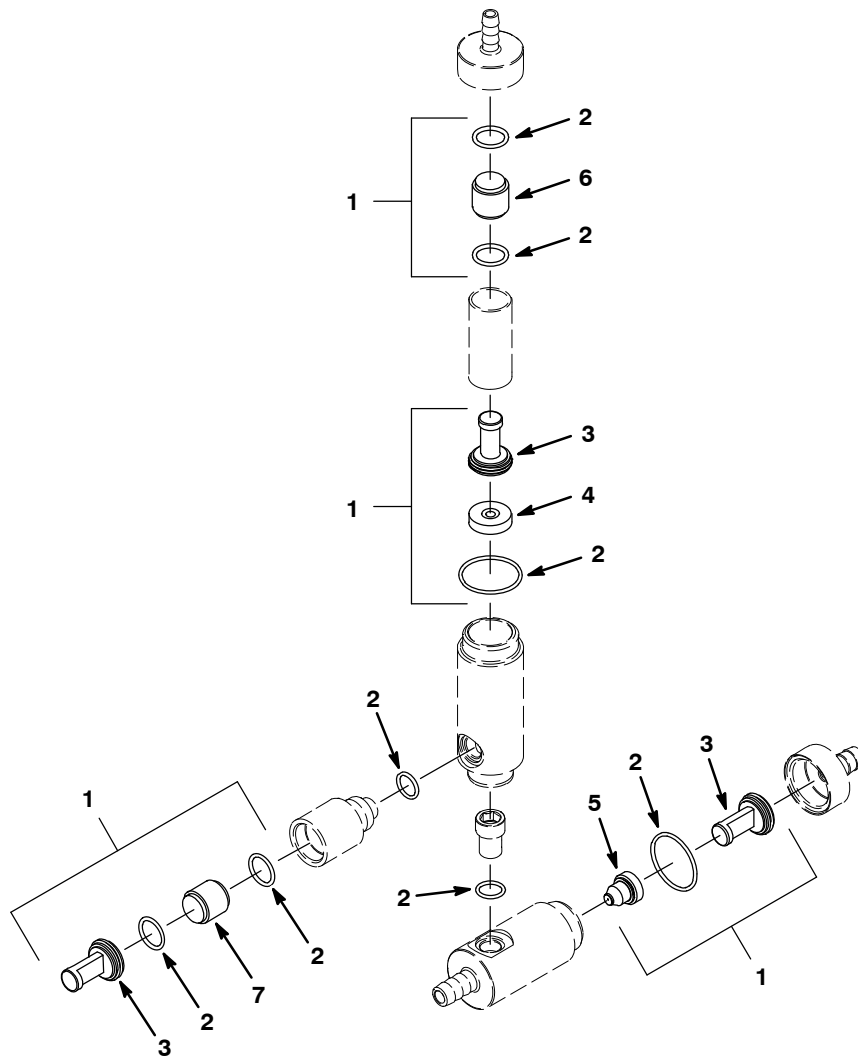


Ref.	Part No.	Serial Number	Description	Qty.
▽	222259	(10000000–) Pump Assy, Water 36Vdc	1
▲▽	1 65700	(10000000–) Motor 36V Dc	1
▲▲	2 65701	(10000000–) Brush–Endbell	1
▲▲	65702	(10000000–) Brush Kit	1
▲▽	65710	(10000000–) Pump Head Assembly	1
▲▲	3 65667	(10000000–) Cam/Bearing Scr	2
▲▲	4 65668	(10000000–) Scr–Set Cam Brg	1
▲▲	370924	(10000000–) Cam Brg/Diaph Kit	1
▲▲	5 49901	(10000000–) Bearing Cover	1
▲▲	6 65706	(10000000–) Piston–Inner&Out	1
▲▲	7 65707	(10000000–) Diaphragm Kit	1
▲▲	8 65708	(10000000–) Ck Valve – Buna	1
▲▲	9 65709	(10000000–) Bypass Spgs&Popp	1
▲▲	10 49886	(10000000–) Pump	1
▲▲	11 65675	(10000000–) Pump Screws	6

▽ – Identifies an assembly

▲ – Identifies parts included in assembly

Fig. 10 – FaST Injector Assembly Breakdown, 9004079



Ref.	Part No.	Serial Number	Description	Qty.	
▽	9004079	(10361713-) Fast Kit, Injector [5680/5700, Fast li+]	1	
▲	1	9004084	(10361713-) FaST Kit, Ci, [Inj Reblid, 5680/5700]	1
▲	2	9003008	(10361713-) FaST Kit, Ci, Injector Seals [FaST II+]	1
▲	3	9003009	(10361713-) FaST Kit, Ci, Injector Filters [FaST II+]	1
▲	4	1043313	(10361713-) Plate Assy, Orifice, 0.0082id, Gray	1
▲	5	1039579	(10361713-) Plug, Orifice, 0.033, Ss {[FaST II+]	1
▲	6	1030444	(10361713-) Valve, Check, 0002psi, White, [FaST II+]	1
▲	7	1030441	(10361713-) Valve, Check, 0005psi, Brown, [FaST II+]	1

▽ – Identifies an assembly

▲ – Identifies parts included in assembly

Fig. 11 - ec-H2O Module Assembly Breakdown, 9007970 (S/N 10436743-)

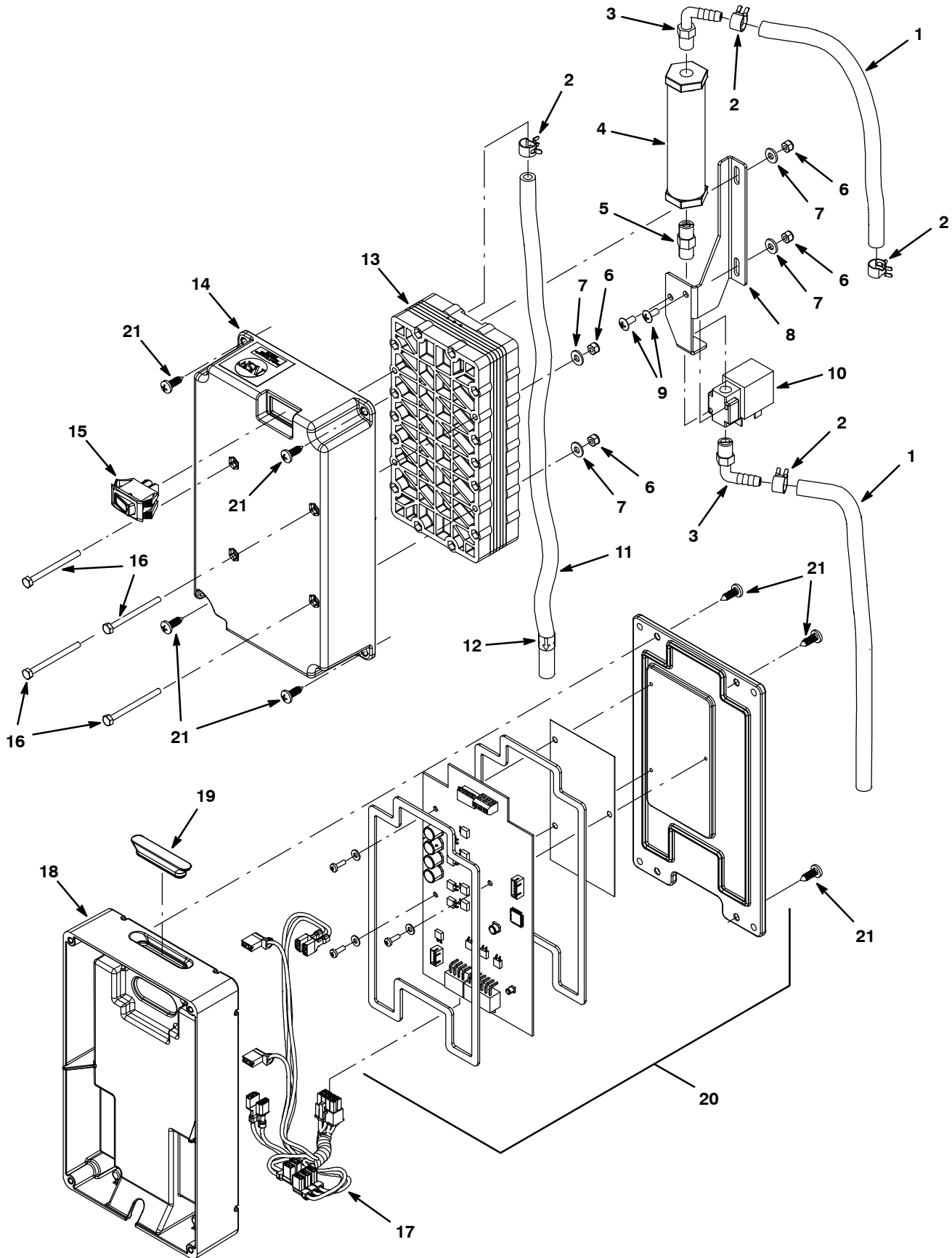


Fig. 11 – *ec-H2O* Module Assembly Breakdown, 9007970 (S/N 10436743–)

Ref.	Part No.	Serial Number	Description	Qty.
▽	9007970	(10436743–)	Module Kit, Replmt [Ec-H2o]	1
▲▽	9006324	(10436743–)	Ec-H2o Kit, Module B, Plumbing	1
▲▲	1 578820000	(10403557–)	Hose, Pvc, Brd, 0.25id 0.44od 157.2l,Clr	1
▲▲	2 603654	(10403557–)	Clamp, Hose, Ear, .44d [Ctb]	4
▲▲	3 1037595	(10403557–)	Fitting, Plstc, E90, Bm04/Pm02, Nyl	2
▲▲	4 1062006	(10403557–)	Electrode, Cylindrical	1
▲▲	5 1045030	(10403557–)	Fitting, Brs, Str, Pm02/Pm02	1
▲▲	6 33932	(10436743–)	Nut, Hex, Lock, M4 X 0.70, Ni, Ss	4
▲▲	7 41579	(10436743–)	Washer, Flat, 08, Ss	4
▲▲	8 1048490	(10436743–)	Bracket, Valve	1
▲▲	9 140801	(10403557–)	Screw, Trs, Phl, 08–32 X 0.38, Ss	2
▲▲	10 1013236	(10403557–)	Valve, Shutoff, Ele, 24vdc	1
▲▲	11 9006574	(10436743–)	Hose, Pvc, Brd, 0.25id 0.45od, 65l, Clr	1
▲▲	12 1049637	(10403557–)	Label, Direction [Ec-H2o]	1
▲▲	13 1057637	(10436743–)	Electrode, 5 Plate, High Flow	1
▲▲	14 1051519	(10436743–)	Housing, Upper, Module, High Flow	1
▲▲	15 1044393	(10403557–)	Switch, Rocker, Spst, Mom	1
▲▲	16 32509	(10436743–)	Screw, Hex, M4 X 0.70 X 50, Ss	4
▲▲	17 1049489	(10436743–)	Harness, Main,Controlboard[Ec-H2o 5cell]	1
▲	18 1037032	(10403557–)	Housing, Bottom	1
▲	19 1054776	(10403557–)	Grommet, Blind	1
▲	20 9007969	(10403557–)	Controller Kit, Replmt [Ec-H2o]	1
▲	21 1018155	(10403557–)	Screw, Pan, Phl, M5 X 0.80 X 16, Tcut,Ss	8

▽ – Identifies an assembly

▲ – Identifies parts included in assembly

BREAKDOWNS

Fig. 12 – *ec-H2O* Module Assembly Breakdown, 9006161 (S/N 10403557–10436742)

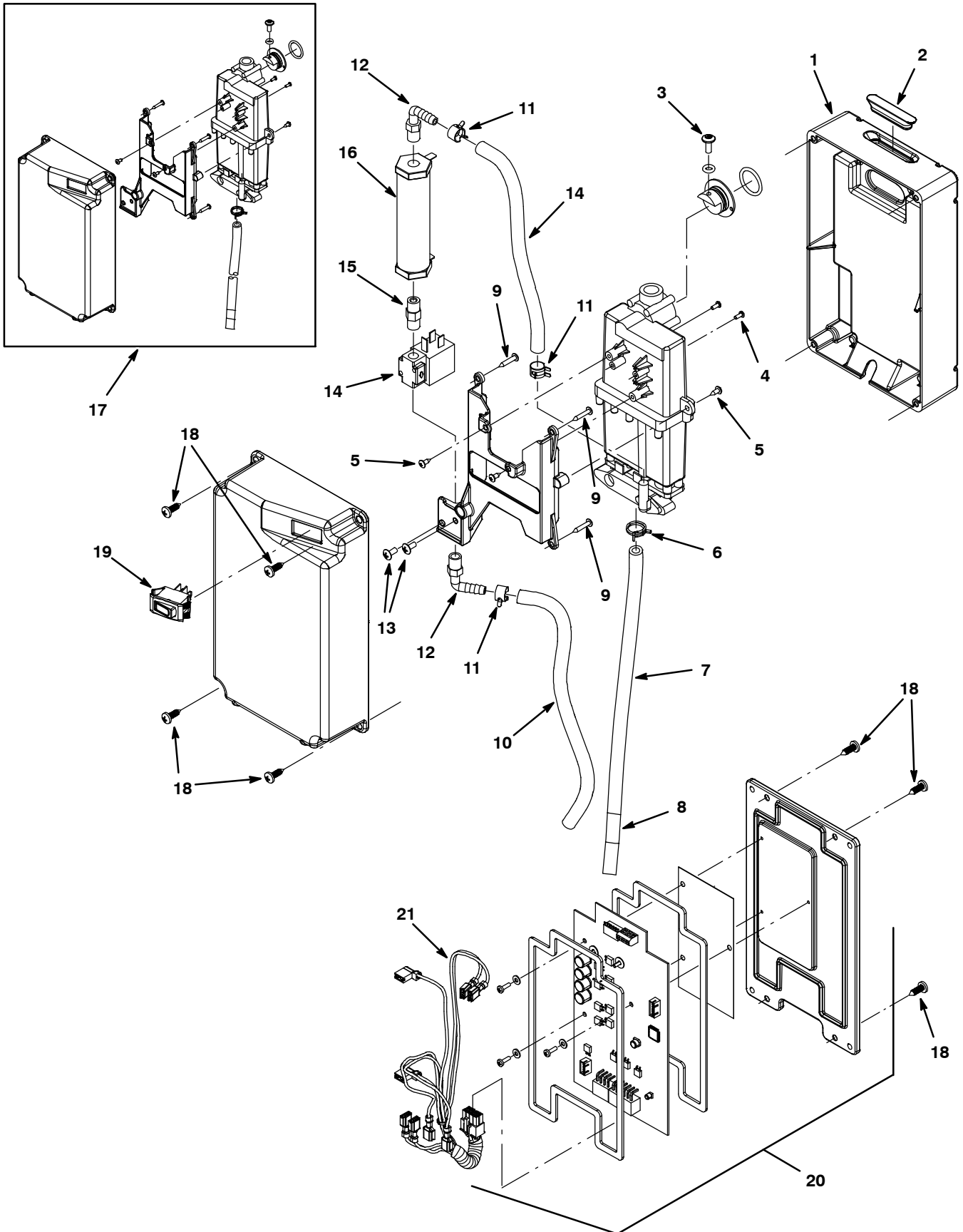


Fig. 12 – *ec-H2O* Module Assembly Breakdown, 9006161 (S/N 10403557–10436742)

Ref.	Part No.	Serial Number	Description	Qty.
▽	9006161	(10403557–10436742)	Module Kit, Replmt [Ec–H2o]	1
▲	1 1037032	(10403557–)	Housing, Bottom	1
▲	2 1054776	(10403557–)	Grommet, Blind	1
▲	3 609062	(10403557–10436742)	Screw, Trs, M5 X 0.80 X 12, Phl, Ss	1
▲	4 578860	(10403557–10436742)	Screw, Pan, Phl, 04–40 X 0.31, Pl	2
▲	5 3701.6	(10403557–10436742)	Screw, Pan, Phl, 06–32 X 0.38, Shtmtl,Ss	4
▲	6 613735	(10403557–10436742)	Clamp, Hose, Wir, .40 – .42, Yel	1
▲	7 9004606	(10403557–10436742)	Hose, Pvc, Clr, 0.25id 0.38od 064.0l	1
▲	8 1049637	(10403557–)	Label, Direction [Ec–H2o]	1
▲	9 140826	(10403557–10436742)	Screw, Pan, Phl, 06–20 X 0.75, Fmg/Ab,Ss	4
▲	10 578820000	(10403557–)	Hose, Pvc, Brd, 0.25id 0.44od 157.2l,Clr	1
▲	11 603654	(10403557–)	Clamp, Hose, Ear, .44d [Ctb]	3
▲	12 1037595	(10403557–)	Fitting, Plstc, E90, Bm04/Pm02, Nyl	2
▲	13 140801	(10403557–10436742)	Screw, Trs, Phl, 08–32 X 0.38, Ss	2
▲	14 1013236	(10403557–)	Valve, Shutoff, Ele, 24vdc	1
▲	15 1045030	(10403557–)	Fitting, Brs, Str, Pm02/Pm02	1
▲	16 1062006	(10403557–)	Electrode, Cylindrical	1
▲	17 N/A	(10403557–10436742)	Replaced By E–Cell Upgrade Kit P/N 9006324 (Includes Items 1–17 On Page 4–15)	1
▲	18 1018155	(10403557–)	Screw, Pan, Phl, M5 X 0.80 X 16, Tcut,Ss	8
▲	19 1044393	(10403557–)	Switch, Rocker, Spst, Mom	1
▲	20 9007969	(10403557–)	Controller Kit, Replmt [Ec–H2o]	1
▲	21 1044399	(10403557–10436742)	Harness, Main, Controller [Ec–H2o, P3]	1

▽ – Identifies an assembly

▲ – Identifies parts included in assembly